

# MARCH 2025



Alameda County  
Social Services Agency

## SOCIAL SERVICES AGENCY MONTHLY REPORT



This report provides a summary of Child Welfare Services, CalWORKs, CalFresh, Medi-Cal, General Assistance, Adult Protective Services, In-Home Supportive Services, Area Agency on Aging, and Child Care programs by persons and cases per month. Our agency serves almost one in three Alameda County residents. We work collectively and in partnership with over 140 organizations to serve the needs of the community. The data represent estimates of service delivery units and summary counts in March 2025 unless otherwise specified. Actual counts may vary from 0% to 5% from similarly published reports.

### Our Mission

To promote the economic and social well-being of individuals, families, neighborhoods, and communities.

Respect | Integrity | Customer Service | Responsibility | Initiative

# Child Welfare

Child Welfare (CW) provides services to improve the lives of children and families in Alameda County by serving children and youth who have experienced, or are at risk of experiencing, abuse or neglect.

## 1,383 All Cases

+0% Since Mar 24

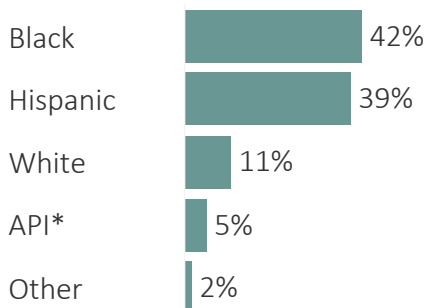
## 1,118 Cases (0-17)

-2% Since Mar 24

## 265 Cases (18+)

+9% Since Mar 24

### Ethnicity



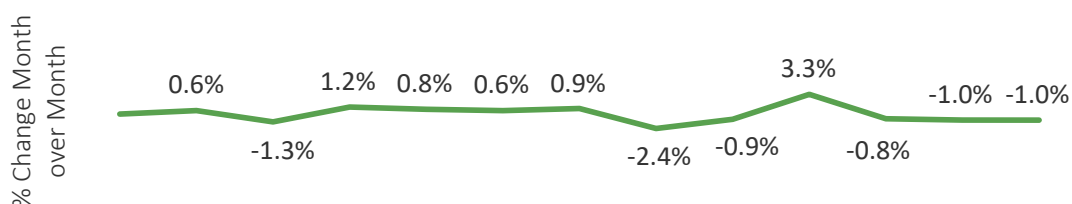
## 687 Placements (0-17)

-4% Since Mar 24

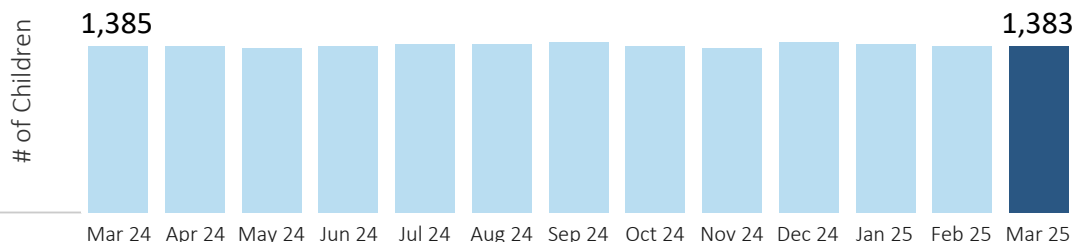
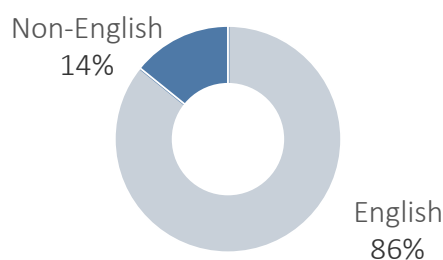
## 226 Placements (18-20)

+6% Since Mar 24

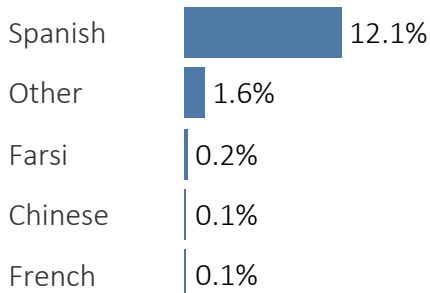
### Child Welfare Cases



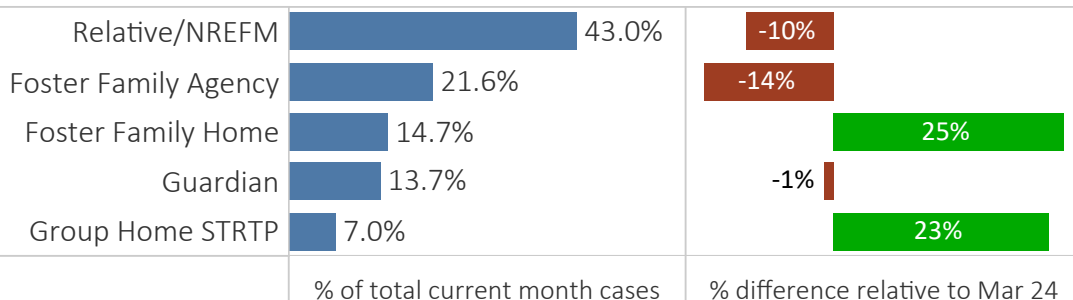
### Language



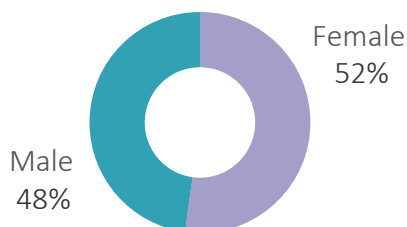
### % Non-English



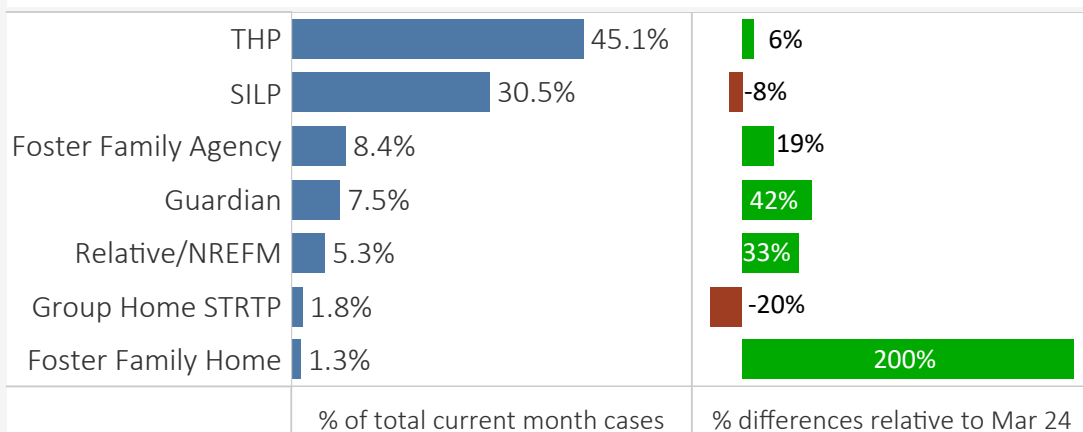
### Children (0-17) in Placement by Placement Type



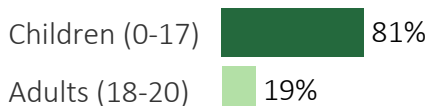
### Gender



### AB 12: Non-Minor Dependent Youth (18+) by Placement Type



### Age



## CalWORKs

The California Work Opportunity and Responsibility to Kids (CalWORKs) Program provides time-limited cash aid, employment assistance and employment support services to eligible adults with children.

**23.1K** Individuals

+9.4% Since Mar 24

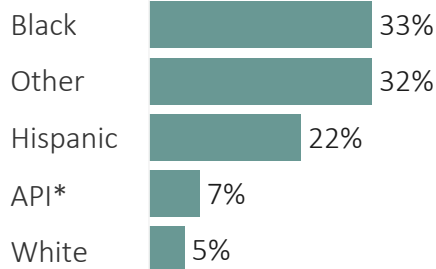
**9.5K** Cases

+8.6% Since Mar 24

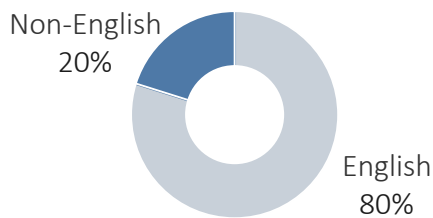
**\$9.2M** Benefits

Issued Mar 25

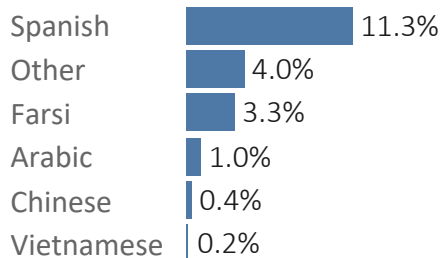
### Ethnicity



### Language



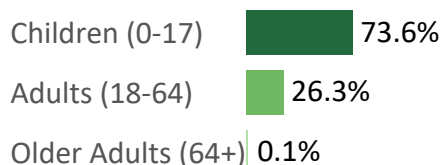
### % Non-English



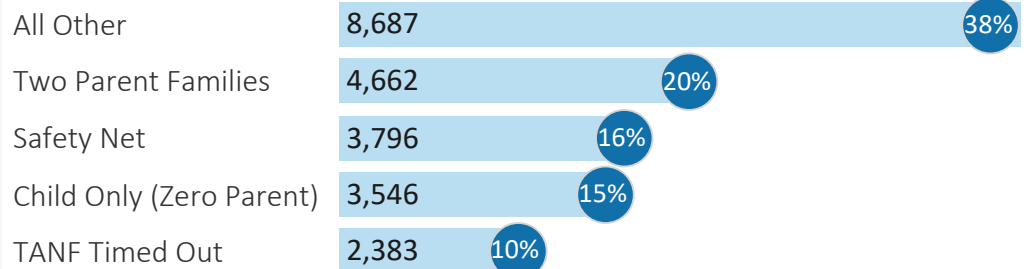
### Gender



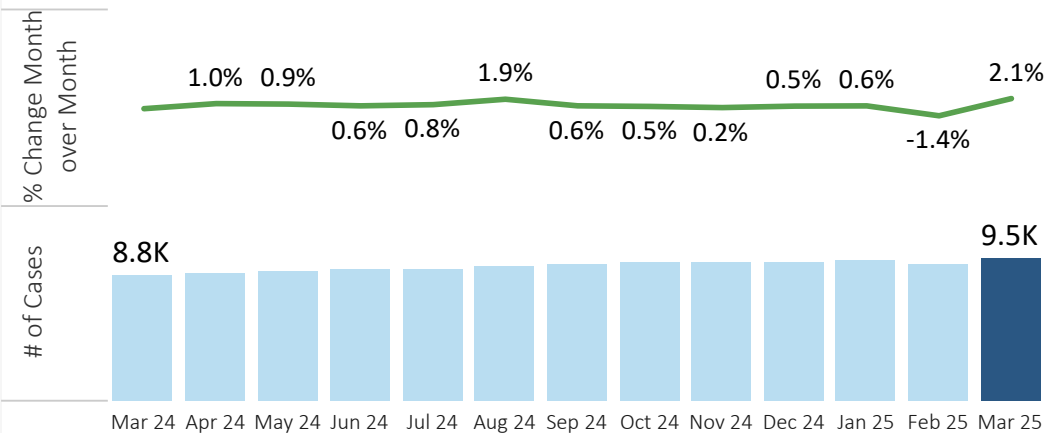
### Age



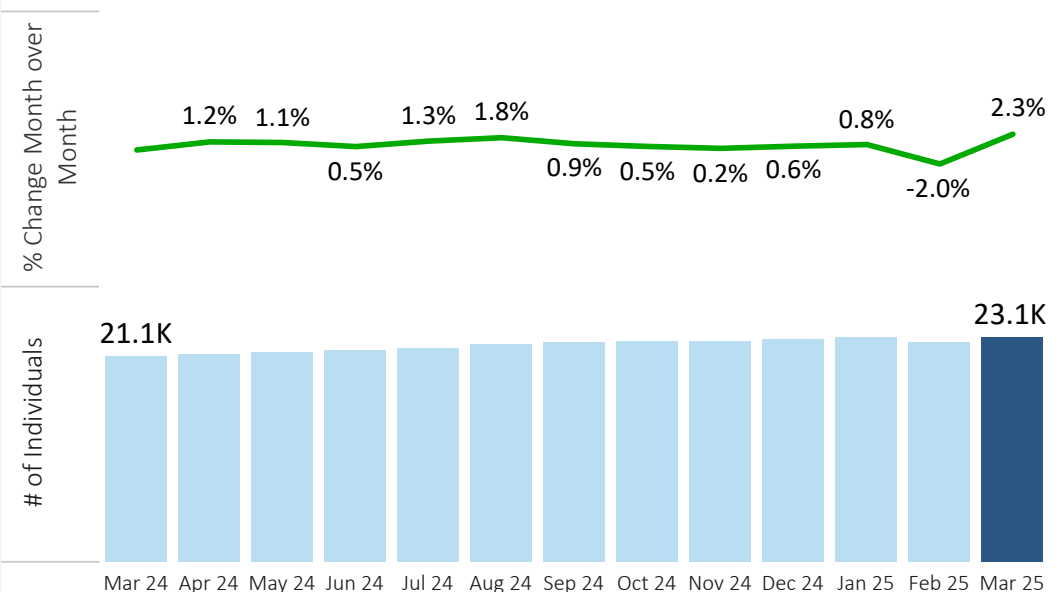
### CalWORKs Type



### CalWORKs Cases



### CalWORKs Individuals



## CalFresh

CalFresh (formerly known as Food Stamps) is California's version of the federal Supplemental Nutrition Assistance Program (SNAP). The CalFresh program helps to improve the health and well-being of qualified households and individuals by providing them a means to meet their nutritional needs.

**178.9K** Individuals

+4.5% Since Mar 24

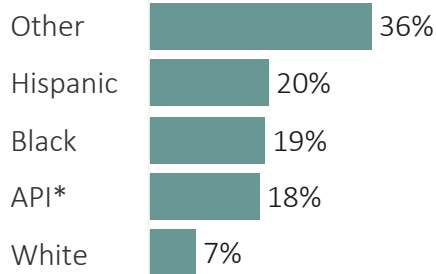
**113.0K** Cases

+5.0% Since Mar 24

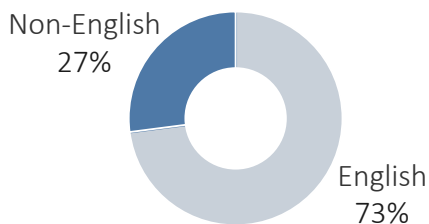
**\$34.4M** Benefits

Issued Mar 25

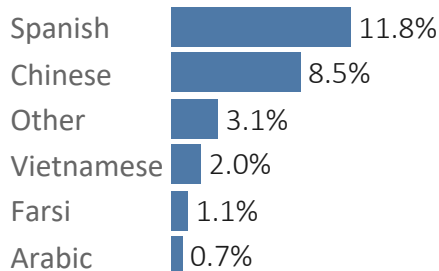
### Ethnicity



### Language



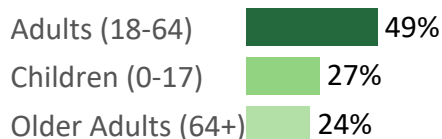
### % Non-English



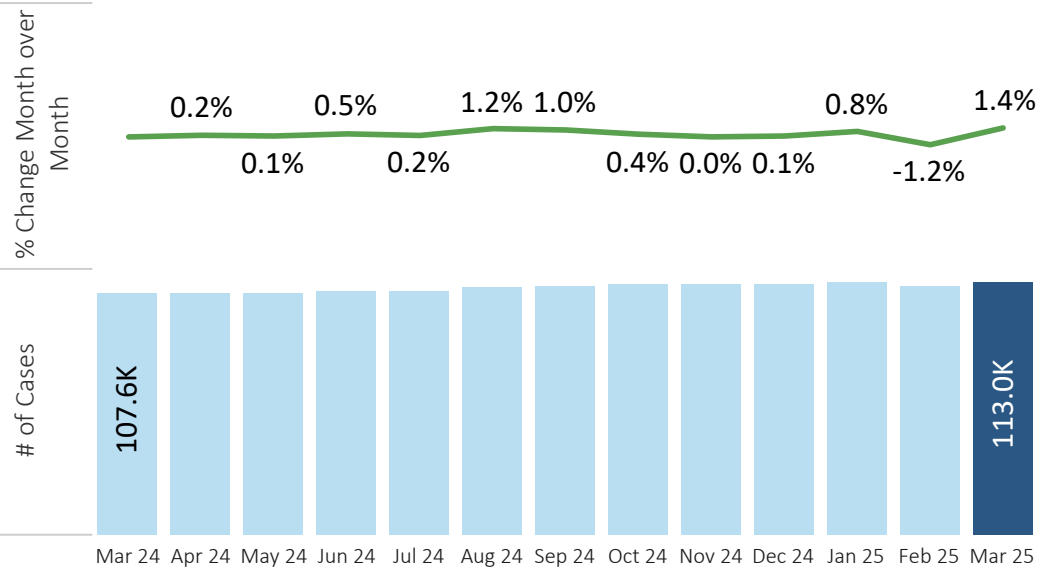
### Gender



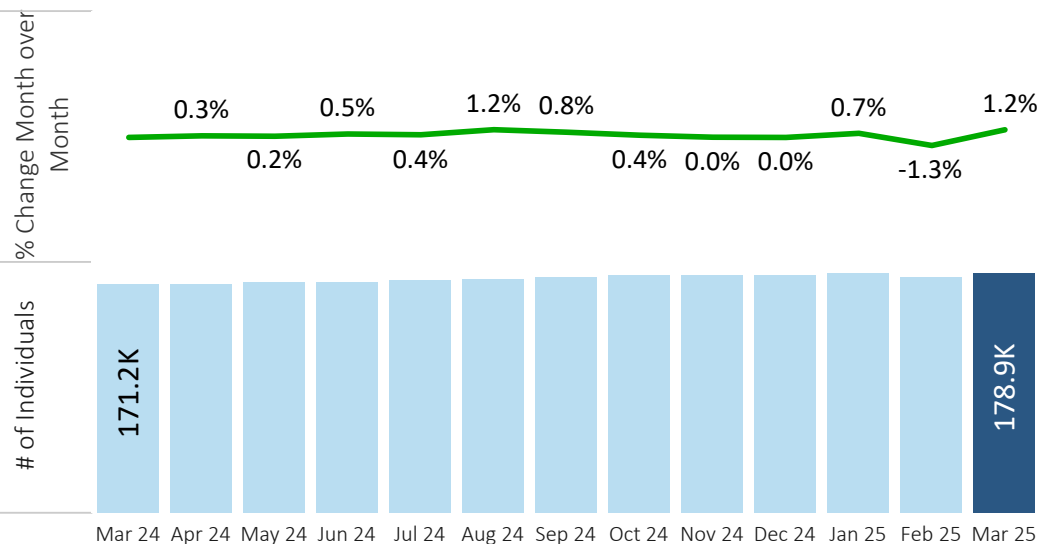
### Age



### CalFresh Cases



### CalFresh Individuals



### Public Assistance & Non-Assistance

*Non-Assistance CalFresh Individuals: Client receives CalFresh assistance but does not receive a monthly cash grant under the California Work Opportunity and Responsibility to Kids (CalWORKs) program or other state-funded program.*

PA: 12%

NA: 88%

## Medi-Cal

Medi-Cal is a public health insurance program which provides needed health care services for low-income individuals including families with children, older adults, persons with disabilities, foster care, pregnant women, and low income people with specific diseases such as tuberculosis, breast cancer, or HIV/AIDS. Medi-Cal is financed equally by the state and federal government.

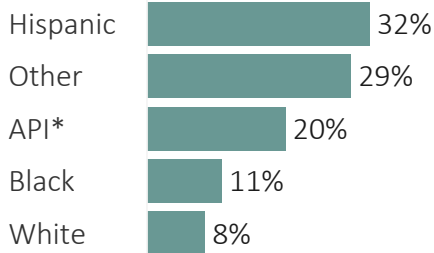
**433.2K** Individuals

- 3.7% Since Mar 24

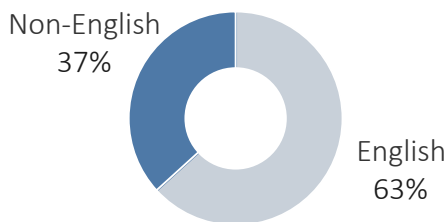
**264.2K** Cases

- 1.7% Since Mar 24

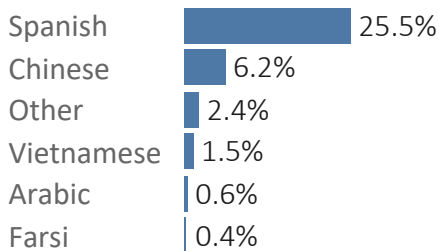
### Ethnicity



### Language



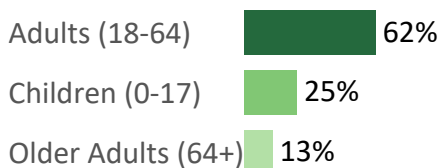
### % Non-English



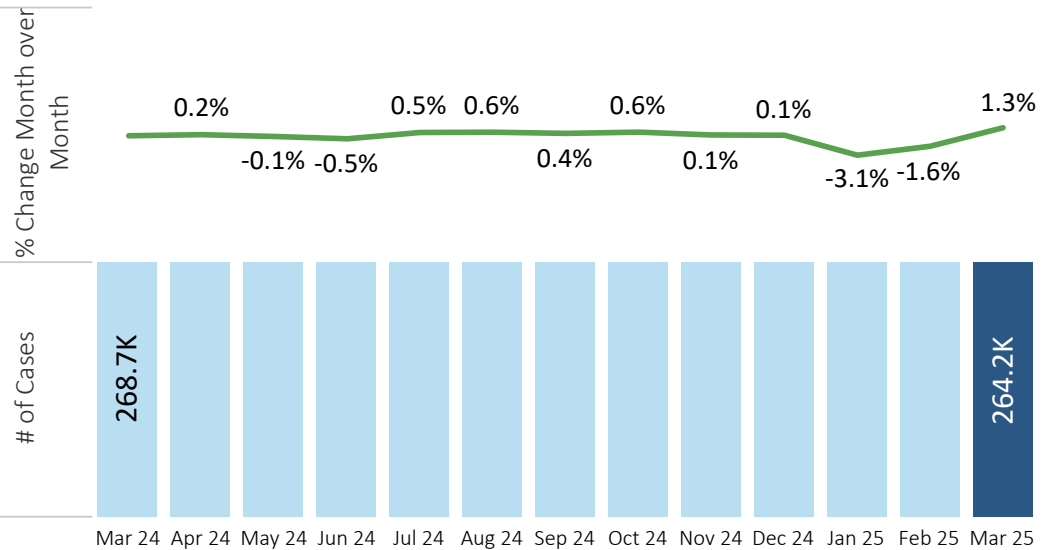
### Gender



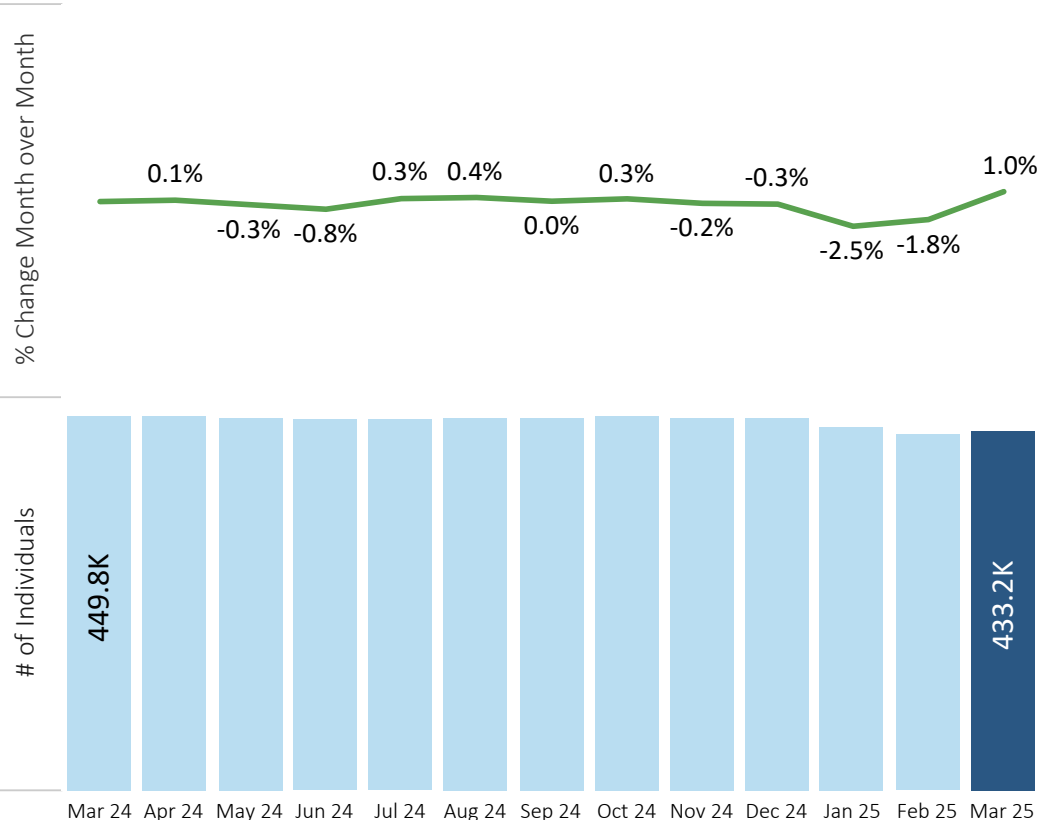
### Age



### Medi-Cal Cases



### Medi-Cal Individuals



# General Assistance

General Assistance (GA) provides cash aid to indigent adults and emancipated minors who are legal residents of Alameda County and who have no other means of support.

**9.26K** Individuals

+16.3% Since Mar 24

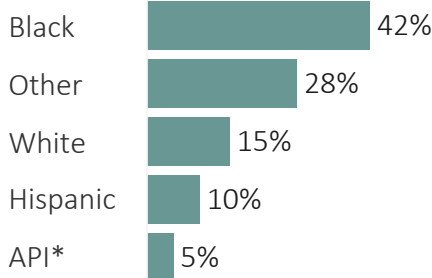
**9.20K** Cases

+16.4% Since Mar 24

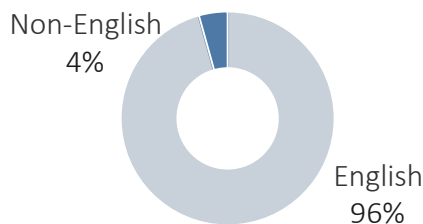
**\$3.2M** Benefits

Issued Mar 25

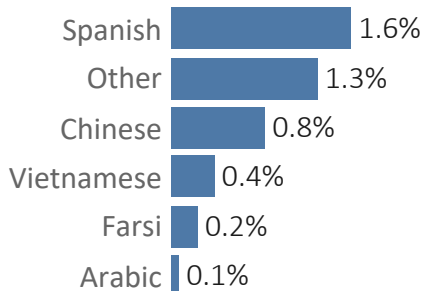
## Ethnicity



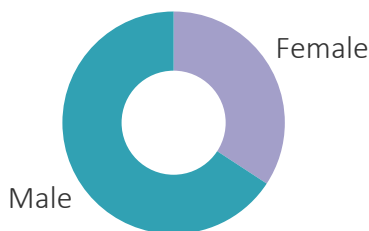
## Language




## % Non-English



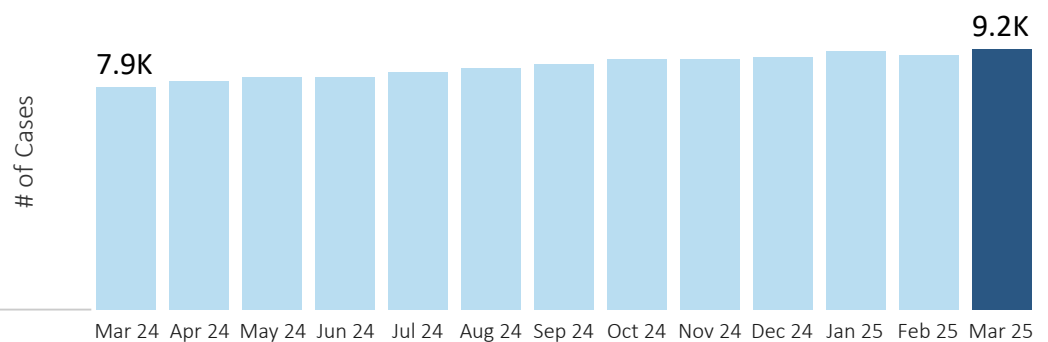
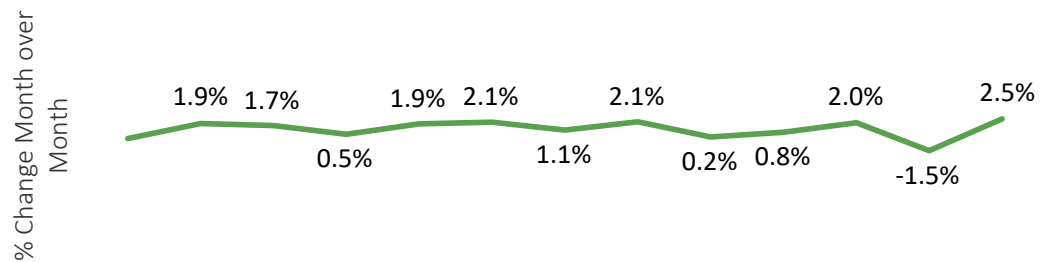
## Gender



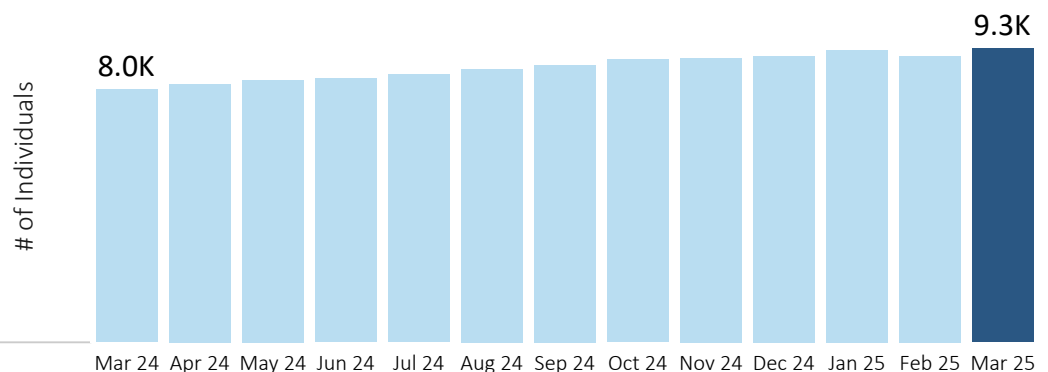
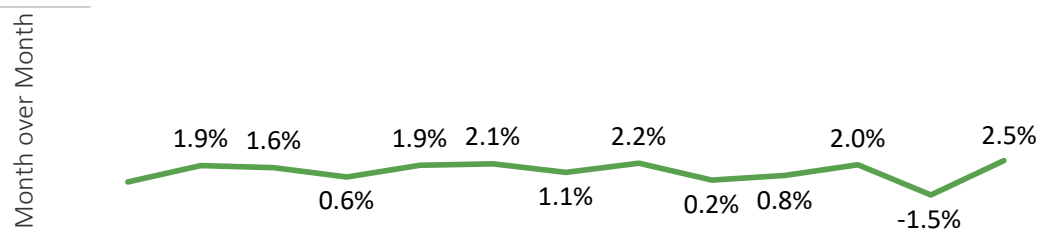
## Age



## General Assistance Cases



## General Assistance Individuals





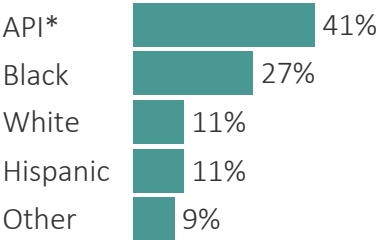
IHSS

In-Home Supportive Services (IHSS) provides in-home care for the elderly and persons with disabilities to support them in their own homes and communities, rather than placing them in more restrictive and expensive institutional care settings.

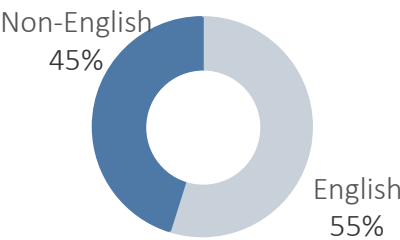
32.0K Individuals

+7% Since Mar 24

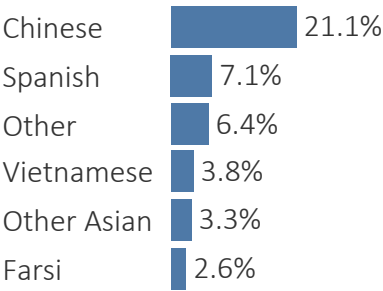
Ethnicity



Language



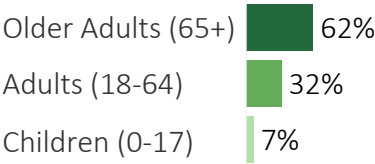
% Non-English



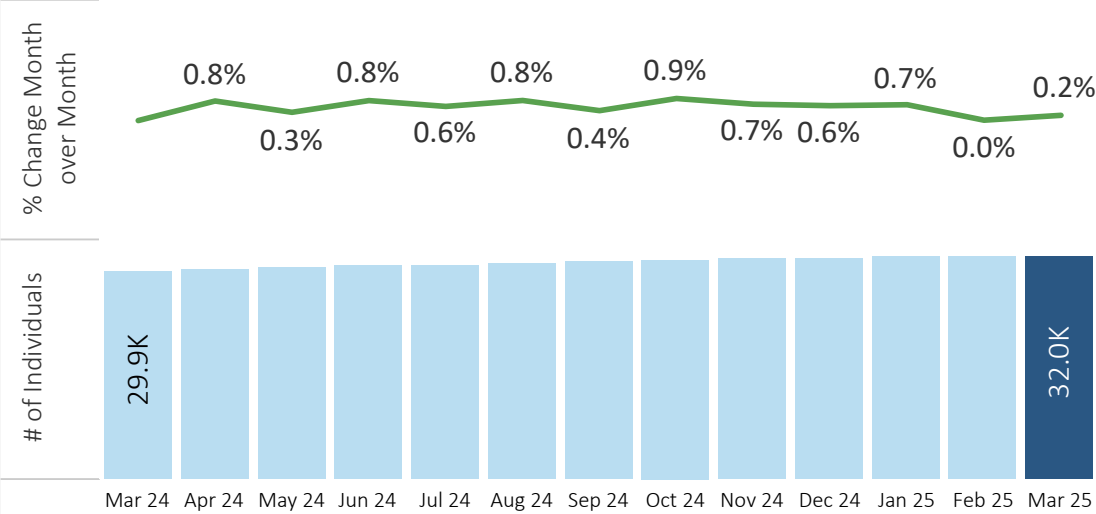
Gender



Age



IHSS Individuals



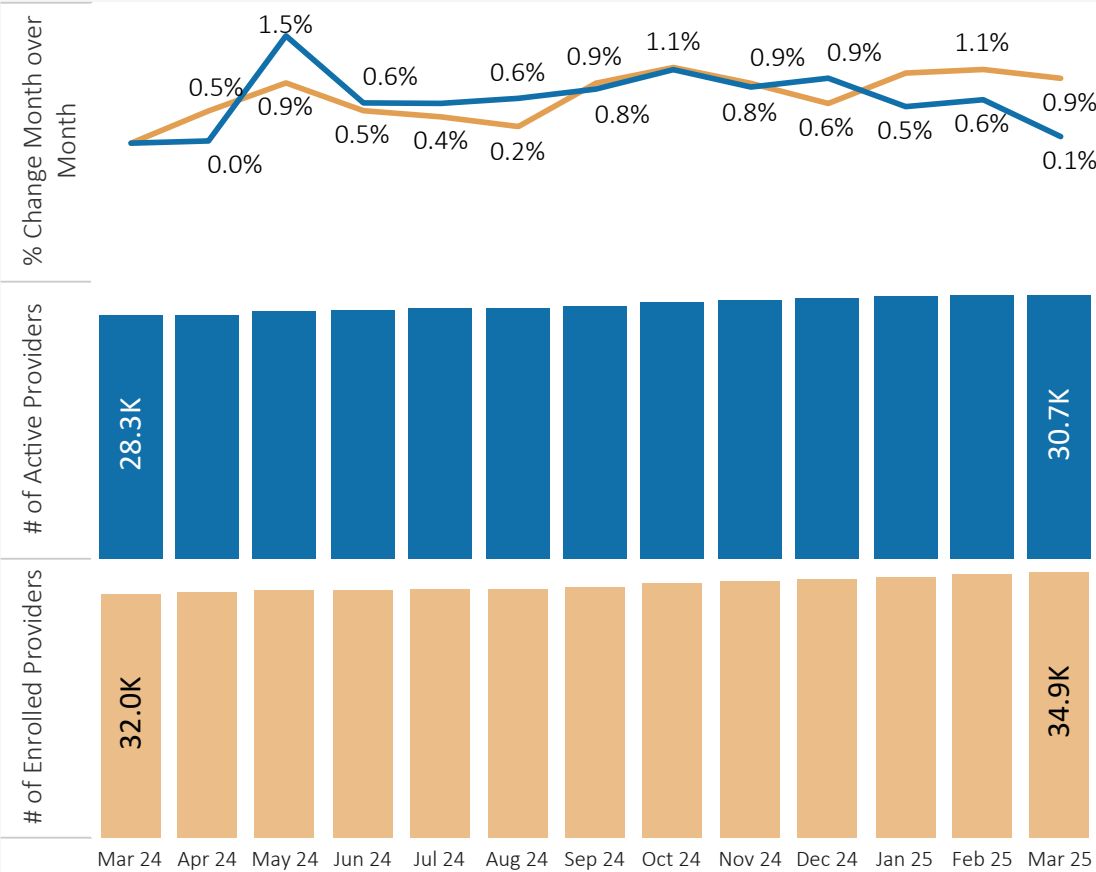
34.9K Enrolled Providers

+9.1% Since Mar 24

30.7K Active Providers

+8% Since Mar 24

Active vs Enrolled IHSS Providers



## Child Care

Child care subsidies are made available to eligible families on a time-limited basis. These subsidies are vital to finding and maintaining employment, education, and training for families and providing an opportunity to support a child's development.

**2,180** Children

+19% Since Mar 24

**1,782** Stage 1

+19% Since Mar 24

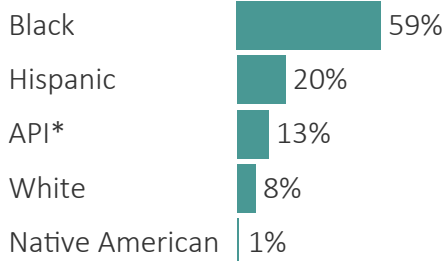
**341** CAPP

+21% Since Mar 24

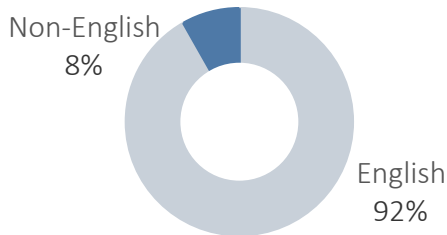
**57** FCCCAP

+10% Since Mar 24

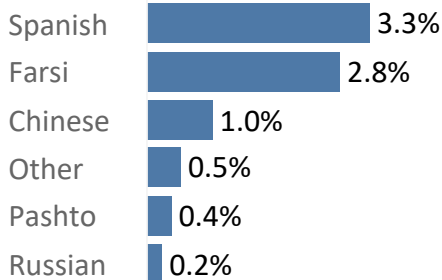
### Ethnicity



### Language



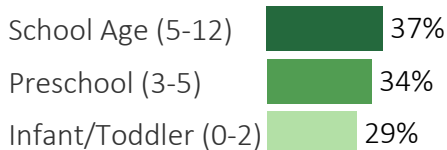
### % Non-English



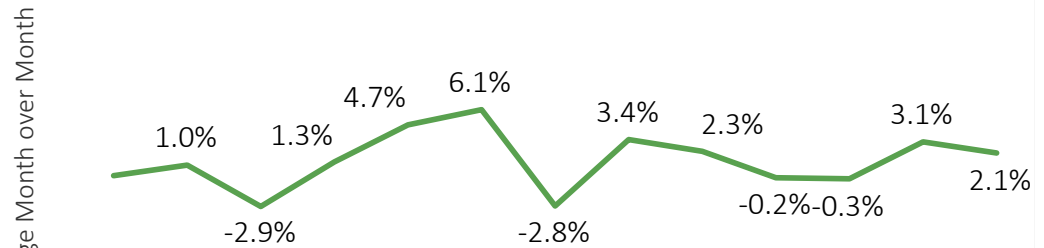
### Gender



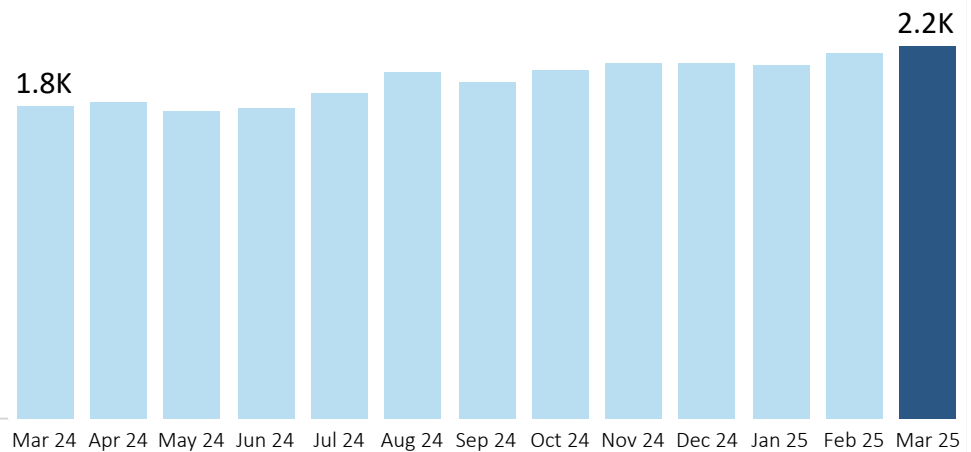
### Age



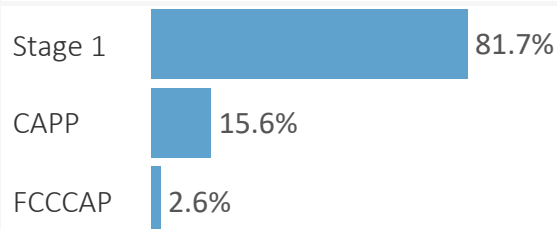
### Child Care Individuals



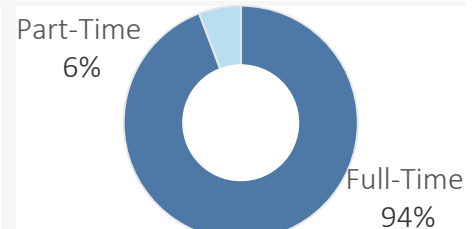
# of Individuals



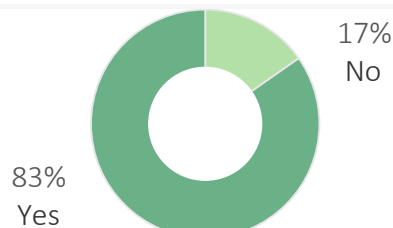
### Child Care Individuals



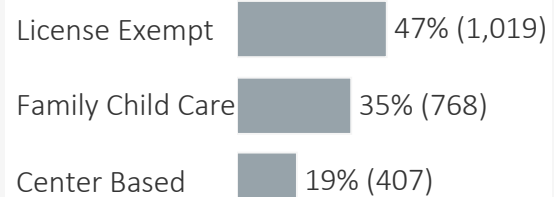
### Full vs. Part-Time



### Single Parent



### Provider Type





# Demographics by Program - Individuals | MAR 2025

		Medi-Cal		CalFresh		CalWORKs		GA		IHSS		Child Welfare		Child Care	
Older Adults (65+) Child Care (5-12)	Female	30,421	7.0%	24,151	13.5%	***	***	210	2.3%	13,014	40.6%	0	0.0%	405	18.6%
	Male	23,125	5.3%	16,385	9.2%	14	0.1%	226	2.4%	6,782	21.2%	0	0.0%	405	18.6%
	Undefined	***	***	***	***	0	0.0%	0	0.0%	0	0.0%	0	0.0%	0	0.0%
Adults (18-64) Child Care (3-5)	Female	142,656	32.9%	51,014	28.5%	4,604	20.0%	2,959	32.0%	5,414	16.9%	149	10.8%	374	17.2%
	Male	128,830	29.7%	38,240	21.4%	1,465	6.3%	5,864	63.3%	4,713	14.7%	116	8.4%	363	16.7%
	Undefined	***	***	***	***	0	0.0%	0	0.0%	0	0.0%	0	0.0%	0	0.0%
Children (0-17) Child Care (0-2)	Female	53,010	12.2%	24,188	13.5%	8,456	36.6%	0	0.0%	641	2.0%	568	41.1%	318	14.6%
	Male	55,129	12.7%	24,959	13.9%	8,534	37.0%	0	0.0%	1,458	4.6%	549	39.7%	315	14.4%
	Undefined	***	***	0	0.0%	0	0.0%	0	0.0%	0	0.0%	***	***	0	0.0%
Age & Gender Totals		433,177		178,941		23,074		9,259		32,022		1,383		2,180	
API*		85,408	19.7%	31,809	17.8%	1,696	7.4%	438	4.7%	13,156	41.1%	74	5.4%	263	12.1%
Black		46,202	10.7%	33,793	18.9%	7,503	32.5%	3,852	41.6%	8,604	26.9%	583	42.2%	1,286	59.0%
Hispanic		137,857	31.8%	34,832	19.5%	5,105	22.1%	891	9.6%	3,623	11.3%	545	39.4%	418	19.2%
Native American		810	0.2%	423	0.2%	60	0.3%	50	0.5%	89	0.3%	***	***	23	1.1%
Other		126,780	29.3%	64,618	36.1%	7,499	32.5%	2,596	28.0%	2,905	9.1%	17	1.2%	23	1.1%
White		36,120	8.3%	13,466	7.5%	1,211	5.2%	1,432	15.5%	3,645	11.4%	154	11.1%	167	7.7%
Ethnicity Totals		433,177		178,941		23,074		9,259		32,022		1,383		2,180	
English		274,066	63.3%	130,601	73.0%	18,430	79.9%	8,860	95.7%	17,564	54.8%	1,187	85.8%	2,001	91.8%
Cambodian		349	0.1%	399	0.2%	***	***	***	***	269	0.8%	0	0.0%	0	0.0%
Chinese		27,059	6.2%	15,129	8.5%	86	0.4%	75	0.8%	6,759	21.1%	***	***	21	1.0%
Farsi		1,805	0.4%	1,889	1.1%	772	3.3%	21	0.2%	835	2.6%	***	***	62	2.8%
Other		11,646	2.7%	5,647	3.2%	1,136	4.9%	111	1.2%	2,052	6.4%	23	1.7%	23	1.1%
Other Asian		1,129	0.3%	646	0.4%	***	***	***	***	1,069	3.3%	***	***	0	0.0%
Spanish		110,433	25.5%	21,046	11.8%	2,601	11.3%	145	1.6%	2,265	7.1%	167	12.1%	72	3.3%
Vietnamese		6,690	1.5%	3,584	2.0%	35	0.2%	35	0.4%	1,209	3.8%	0	0.0%	***	***
Language Totals		433,177		178,941		23,074		9,259		32,022		1,383		2,180	

Data in this report represent estimates of service delivery units and summary counts. Actual counts may vary from 0% to 5% from similarly published reports.

\*Asian/Pacific Islander

\*\* as of January 2022, APS Age Groups are Adults (18-59) and Older Adults (60+)

\*\*\* Per California Department of Social Services guidelines (2019), data for groups under 11 has been suppressed to protect privacy.

# Individuals by Program and City of Residence | MAR 2025

		Medi-Cal		CalFresh		CalWORKs		GA		IHSS		Child Welfare		Child Care	
North County	Alameda	14,357	3.3%	6,697	3.7%	819	3.5%	172	1.9%	1,402	4.4%	43	3.1%	39	1.8%
	Albany	2,872	0.7%	936	0.5%	92	0.4%	18	0.2%	95	0.3%	***	***	***	***
	Berkeley	15,740	3.6%	11,611	6.5%	463	2.0%	411	4.4%	1,415	4.4%	39	2.8%	50	2.3%
	Emeryville	3,123	0.7%	1,520	0.8%	178	0.8%	79	0.9%	313	1.0%	***	***	43	2.0%
	Oakland	156,992	36.2%	78,757	44.0%	11,162	48.4%	5,825	62.9%	13,154	41.1%	413	29.9%	1,058	48.5%
	Piedmont	586	0.1%	142	0.1%	***	***	***	***	42	0.1%	***	***	0	0.0%
Tri-City	Fremont	41,439	9.6%	13,440	7.5%	2,042	8.8%	477	5.2%	3,180	9.9%	31	2.2%	195	8.9%
	Newark	10,317	2.4%	3,087	1.7%	360	1.6%	79	0.9%	749	2.3%	22	1.6%	34	1.6%
	Union City	16,379	3.8%	5,749	3.2%	643	2.8%	88	1.0%	1,429	4.5%	18	1.3%	53	2.4%
Central County	Castro Valley	11,183	2.6%	3,481	1.9%	359	1.6%	73	0.8%	736	2.3%	36	2.6%	40	1.8%
	Hayward	70,547	16.3%	24,230	13.5%	3,354	14.5%	1,264	13.7%	3,855	12.0%	109	7.9%	300	13.8%
	San Leandro	36,351	8.4%	14,108	7.9%	1,559	6.8%	258	2.8%	2,808	8.8%	74	5.4%	129	5.9%
	San Lorenzo	8,338	1.9%	2,782	1.6%	256	1.1%	47	0.5%	623	1.9%	20	1.4%	25	1.1%
Tri-Valley	Dublin	8,730	2.0%	2,798	1.6%	294	1.3%	46	0.5%	721	2.3%	17	1.2%	45	2.1%
	Livermore	14,617	3.4%	4,577	2.6%	522	2.3%	210	2.3%	751	2.3%	39	2.8%	70	3.2%
	Pleasanton	8,919	2.1%	2,408	1.3%	322	1.4%	37	0.4%	637	2.0%	21	1.5%	48	2.2%
Other	Other	12,687	2.9%	2,618	1.5%	643	2.8%	173	1.9%	112	0.3%	487	35.2%	48	2.2%
Residence Totals		433,177		178,941		23,074		9,259		32,022		1,383		2,180	

Data in this report represent estimates of service delivery units and summary counts. Actual counts may vary from 0% to 5% from similarly published reports.

These individuals receive aid from one or more county programs, listed by city of residence. The total excludes Adult & Aging and doesn't sum all programs, as some are enrolled in multiple.  
 \*\*\* Per California Department of Social Services guidelines (2019), data for groups under 11 has been suppressed to protect privacy.

# Cases by Program and City of Residence | MAR 2025

		Medi-Cal		CalFresh		CalWORKs		GA		IHSS		Child Welfare		Child Care	
North County	Alameda	9,135	3.5%	4,039	3.6%	320	3.4%	170	1.8%	1,402	4.4%	43	3.1%	39	1.8%
	Albany	1,737	0.7%	632	0.6%	34	0.4%	17	0.2%	95	0.3%	***	***	***	***
	Berkeley	12,019	4.6%	10,027	8.9%	222	2.3%	414	4.5%	1,415	4.4%	39	2.8%	50	2.3%
	Emeryville	2,220	0.8%	1,067	0.9%	83	0.9%	79	0.9%	313	1.0%	***	***	43	2.0%
	Oakland	96,568	36.6%	50,424	44.6%	4,946	51.8%	5,798	63.1%	13,154	41.1%	413	29.9%	1,058	48.5%
	Piedmont	443	0.2%	111	0.1%	***	***	***	***	42	0.1%	***	***	0	0.0%
Tri-City	Fremont	24,964	9.5%	7,691	6.8%	655	6.9%	463	5.0%	3,180	9.9%	31	2.2%	195	8.9%
	Newark	6,111	2.3%	1,830	1.6%	135	1.4%	76	0.8%	749	2.3%	22	1.6%	34	1.6%
	Union City	9,638	3.6%	3,257	2.9%	222	2.3%	87	0.9%	1,429	4.5%	18	1.3%	53	2.4%
Central County	Castro Valley	6,753	2.6%	2,059	1.8%	148	1.6%	72	0.8%	736	2.3%	36	2.6%	40	1.8%
	Hayward	41,894	15.9%	14,754	13.1%	1,376	14.4%	1,254	13.6%	3,855	12.0%	109	7.9%	300	13.8%
	San Leandro	20,750	7.9%	8,233	7.3%	652	6.8%	256	2.8%	2,808	8.8%	74	5.4%	129	5.9%
	San Lorenzo	4,729	1.8%	1,679	1.5%	112	1.2%	46	0.5%	623	1.9%	20	1.4%	25	1.1%
Tri-Valley	Dublin	5,332	2.0%	1,550	1.4%	100	1.0%	41	0.4%	721	2.3%	17	1.2%	45	2.1%
	Livermore	8,703	3.3%	2,732	2.4%	197	2.1%	204	2.2%	751	2.3%	39	2.8%	70	3.2%
	Pleasanton	5,488	2.1%	1,440	1.3%	116	1.2%	37	0.4%	637	2.0%	21	1.5%	48	2.2%
Other	Other	7,604	2.9%	1,485	1.3%	224	2.3%	176	1.9%	112	0.3%	487	35.2%	48	2.2%
Total		264,088		113,010		9,545		9,192		32,022		1,383		2,180	

Data in this report represent estimates of service delivery units and summary counts. Actual counts may vary from 0% to 5% from similarly published reports.

Total cases in Medi-Cal, CalFresh, CalWORKs, and General Assistance reflect the number of families aided, while cases in IHSS, APS, Child Welfare, and Child Care represent individuals aided.  
 \*\*\* Per California Department of Social Services guidelines (2019), data for groups under 11 has been suppressed to protect privacy.

## CalWORKs

**Two Parent Families:** Families with children living in the home with two non-disabled, natural or adoptive parents.

**Safety Net:** Families with children living in the home whose natural or adoptive parents are ineligible or excluded from receiving assistance.

**Temporary Assistance for Needy Families (TANF) Timed-Out:** Families with children living in the home whose parents are ineligible to receive assistance because an adult head-of-household or spouse of a head-of-household has received federal TANF assistance for a total of 48 cumulative months.

**Child-Only (Zero Parent):** Families with children living in the home whose parents are ineligible to receive assistance.

## CalFresh

**Non-Assistance CalFresh Individuals:** Client receives CalFresh assistance but does not receive a monthly cash grant under the California Work Opportunity and Responsibility to Kids (CalWORKs) program or other state-funded program.

**All CalFresh Individuals:** All clients receiving CalFresh.

**Non-Assistance CalFresh Caseloads:** Non-Assistance CalFresh recipients are those who get CalFresh each month, but do not receive a monthly cash grant under the California Work Opportunity and Responsibility to Kids (CalWORKs) program.

**All CalFresh Caseloads:** All cases receiving CalFresh.

## Child Welfare

**Non-Minor Dependents:** Youth ages 18-20 in Extended Foster Care under AB12.

**SILP:** Supervised Independent Living Placement.

**Guardian Home:** Placement with court-appointed legal guardian.

**Relative/NREFM:** Relative/Non-Relative Extended Family Member.

**Group Home:** 24-Hour staffed residential and/or treatment facility for foster youth.

**Foster Family Home:** County licensed foster care home.

**Foster Family Agency Home:** Foster home certified by a Foster Family Agency.

**STRTP:** Short Term Residential Therapeutic Program.

**THP+FC:** Transitional Housing Program plus Foster Care, which provides supportive housing for older teens and non-minor dependents.

## Child Care

**CalWORKs Stage One:** Supports a family's access to immediate and continuous child care as parents/caregivers participate in their welfare-to-work activities.

**California Alternative Payment Program (CAPP):** Provides child care to low to moderate income families. Families must be working, enrolled in training towards a vocational goal, physically or mentally incapacitated, or seeking employment.

**Foster Care Child Care Allowance Program (FCCCAP):** Provides a time limited "bridge" to longer term child care solutions. The program is used at the time of placement to stabilize children in the best possible setting.

**Single Parent:** Sole parent/caretaker who lives with and is legally/financially responsible for the child.

**Licensed Family Child Care (FCC):** A business which provides child care in an individual's private home. FCCs vary widely from a home that can care for a few children up to a large family child care home that cares for up to 14 children.

**Center-Based Program (also known as "Child Care Center" or "Day Care Center"):** Any child care facility of any capacity, other than a family child care home as defined in Education Code Section 102352f.(1).

**License-Exempt:** Child care providers who can operate legally without a license.

*The 'Other' category in this report includes responses with no data, declined answers, data entry or spelling errors, and/or categories representing less than 1% of the total*

## Program | Data Sources | Methodology

Workforce & Benefits Admin | CalSAWS | SQL query for custom data extraction by CalSAWS, approved by program staff

Children & Family Services | CWS-CMS, SafeMeasures | Custom data extract provided by program staff, Open Cases Report

Adult & Aging Services | LEAP, CMIPS II | Custom data extract provided by program staff and ITD

Govt & Community Relations | Child Care | Multiple contractor database | Custom data extract provided by contract staff

\*\*\*To comply with California Department of Social Services Data De-Identification Reference Guide (2019), data representing fewer than 11 individuals has been suppressed to protect privacy and prevent potential identification of specific persons. See

[California Department of Social Services Data De-Identification Reference Guide](#)