

DECEMBER 2024



Alameda County
Social Services Agency



SOCIAL SERVICES AGENCY MONTHLY REPORT

This report provides a summary of Child Welfare Services, CalWORKs, CalFresh, Medi-Cal, General Assistance, Adult Protective Services, In-Home Supportive Services, Area Agency on Aging, and Child Care programs by persons and cases per month. Our agency serves almost one in three Alameda County residents. We work collectively and in partnership with over 140 organizations to serve the needs of the community. The data represent estimates of service delivery units and summary counts in November 2024 unless otherwise specified. Actual counts may vary from 0% to 5% from similarly published reports.

Our Mission

To promote the economic and social well-being of individuals, families, neighborhoods, and communities.

Child Welfare

Child Welfare (CW) provides services to improve the lives of children and families in Alameda County by serving children and youth who have experienced, or are at risk of experiencing, abuse or neglect.

1,377 All Cases

-1% Since Nov 23

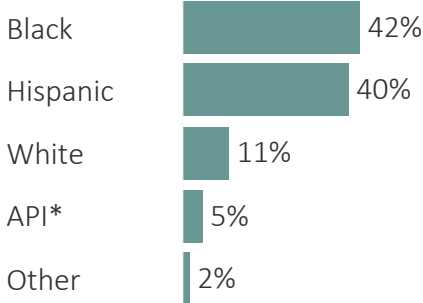
1,114 Cases (0-17)

-4% Since Nov 23

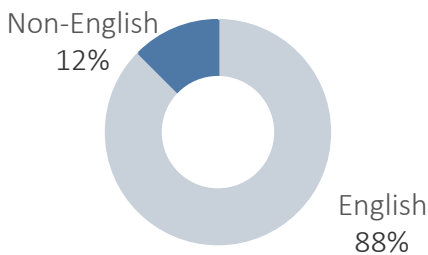
263 Cases (18+)

+10% Since Nov 23

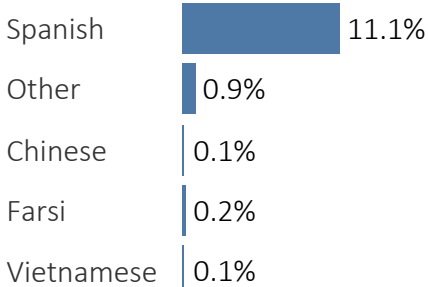
Ethnicity



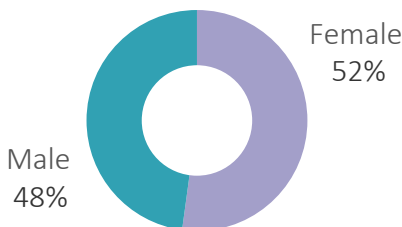
Language



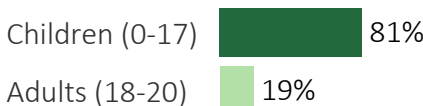
% Non-English



Gender



Age



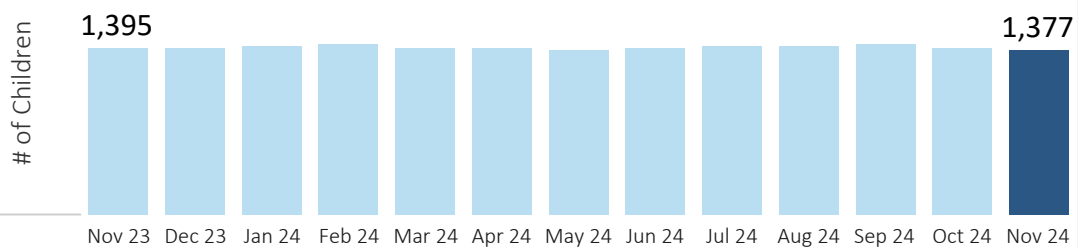
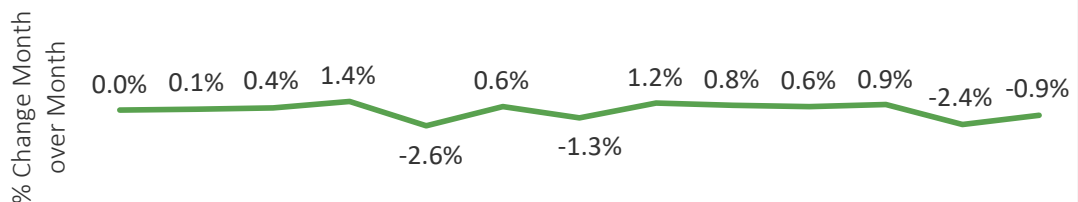
711 Placements (0-17)

-2% Since Nov 23

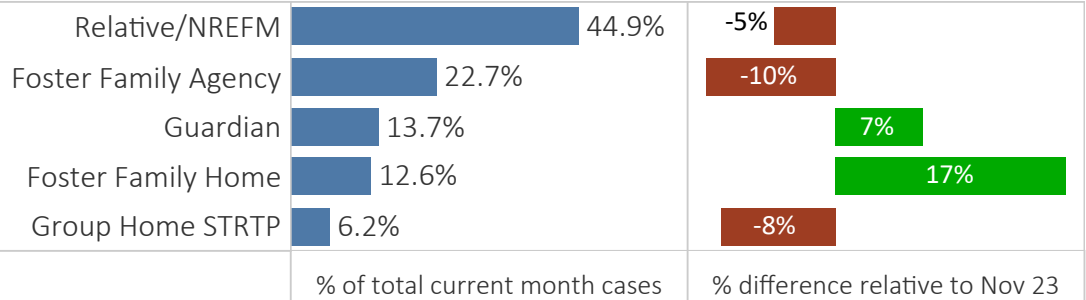
235 Placements (18-20)

+15% Since Nov 23

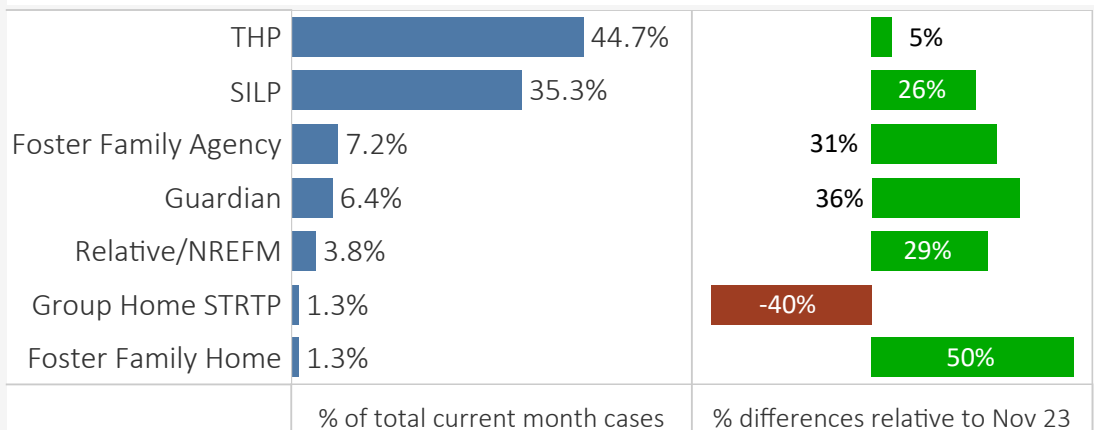
Child Welfare Cases



Children (0-17) in Placement by Placement Type



AB 12: Non-Minor Dependent Youth (18+) by Placement Type



CalWORKs

The California Work Opportunity and Responsibility to Kids (CalWORKs) Program provides time-limited cash aid, employment assistance and employment support services to eligible adults with children.

28.2K Individuals

+10.4% Since Nov 23

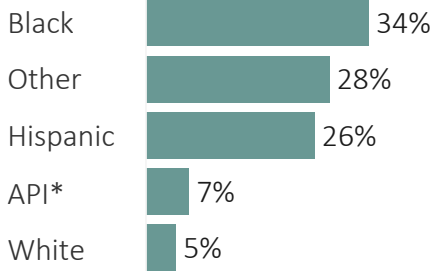
7.9K Cases

+11.1% Since Nov 23

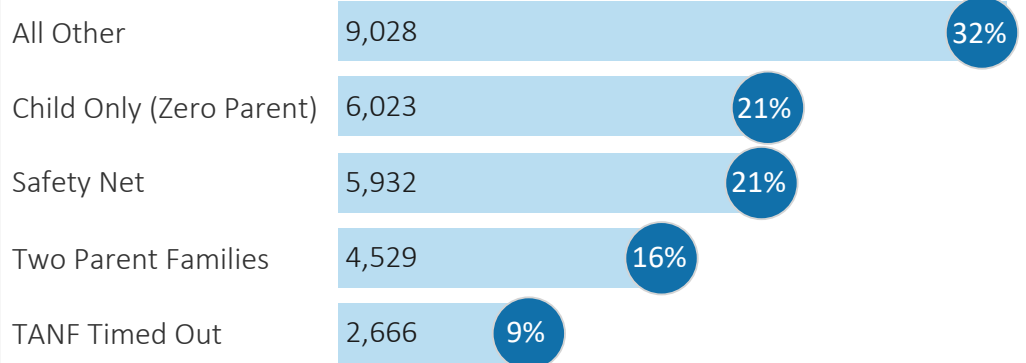
\$9.1M Benefits

Issued Nov 24

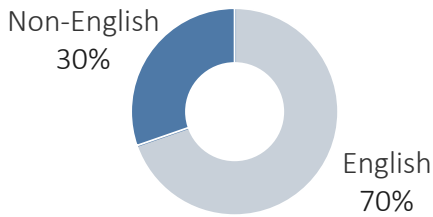
Ethnicity



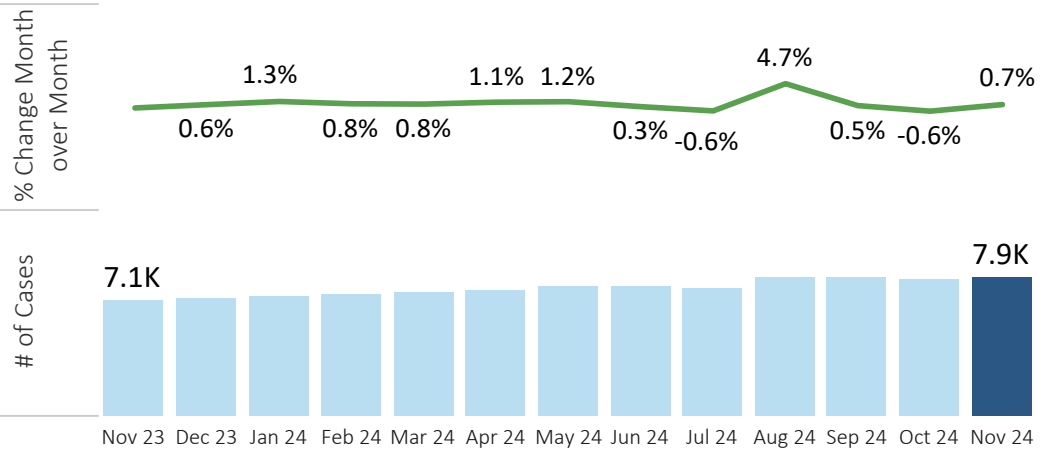
CalWORKs Type



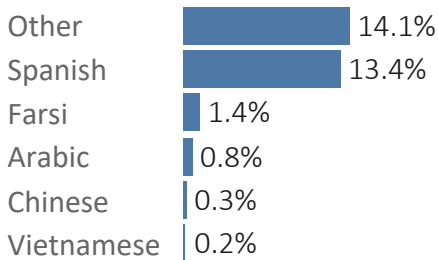
Language



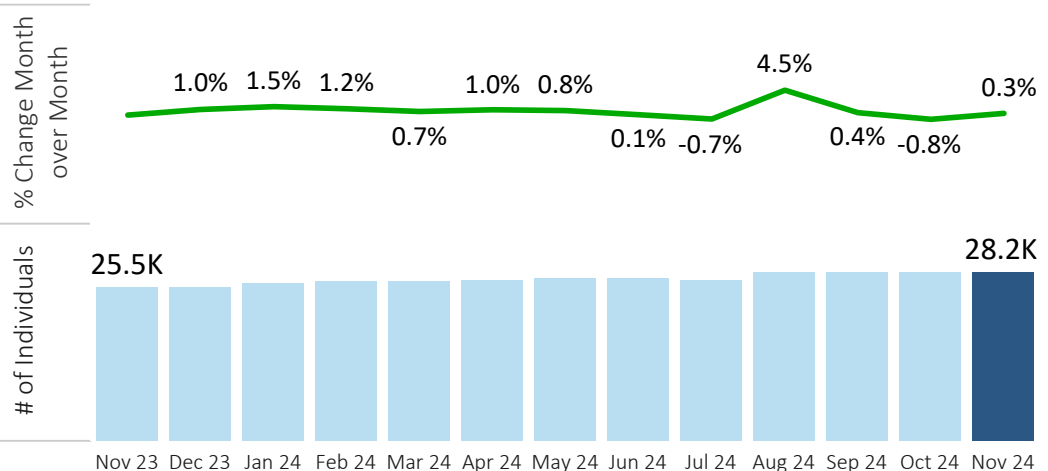
CalWORKs Cases



% Non-English



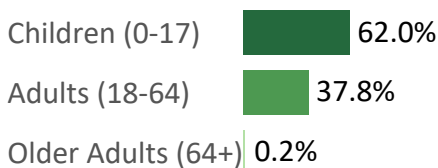
CalWORKs Individuals



Gender



Age



CalFresh

CalFresh (formerly known as Food Stamps) is California's version of the federal Supplemental Nutrition Assistance Program (SNAP). The CalFresh program helps to improve the health and well-being of qualified households and individuals by providing them a means to meet their nutritional needs.

188.0K Individuals

+4.6% Since Nov 23

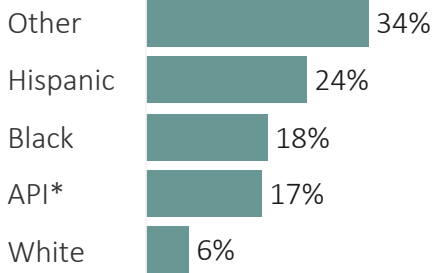
95.5K Cases

+6.3% Since Nov 23

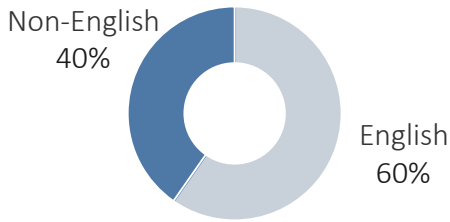
\$34.4M Benefits

Issued Nov 24

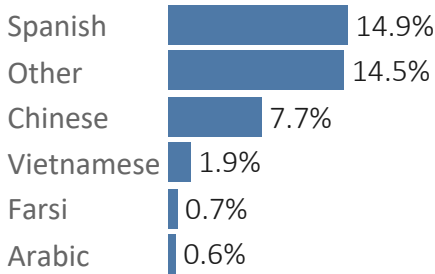
Ethnicity



Language



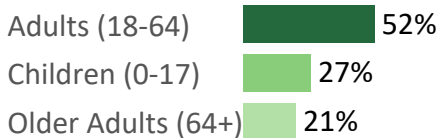
% Non-English



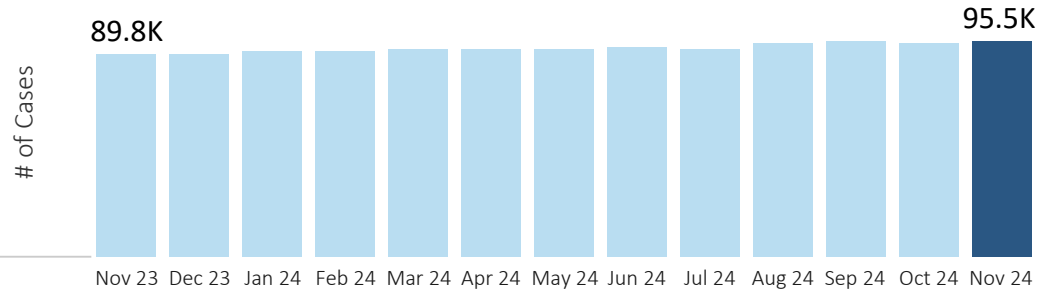
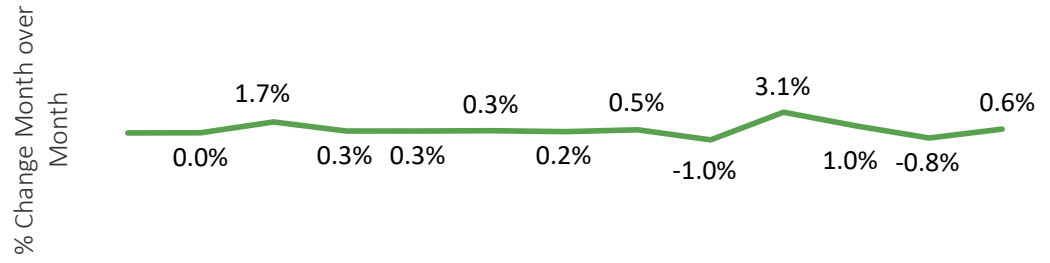
Gender



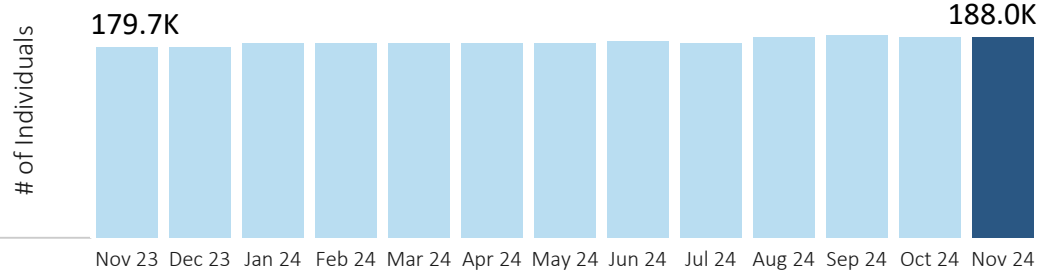
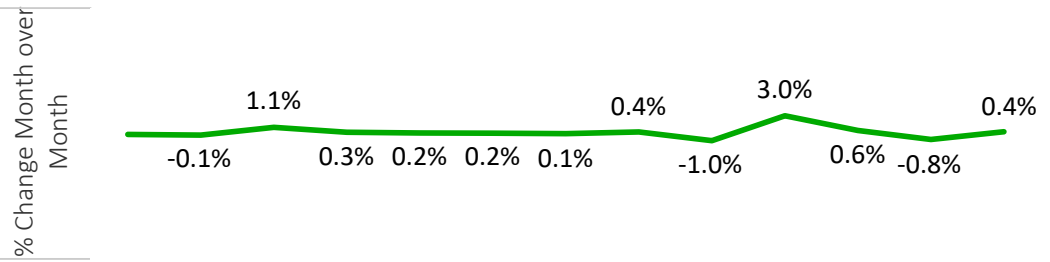
Age



CalFresh Cases



CalFresh Individuals



Public Assistance & Non-Assistance

Non-Assistance CalFresh Individuals: Client receives CalFresh assistance but does not receive a monthly cash grant under the California Work Opportunity and Responsibility to Kids (CalWORKs) program or other state-funded program.



Medi-Cal

Medi-Cal is a public health insurance program which provides needed health care services for low-income individuals including families with children, older adults, persons with disabilities, foster care, pregnant women, and low income people with specific diseases such as tuberculosis, breast cancer, or HIV/AIDS. Medi-Cal is financed equally by the state and federal government.

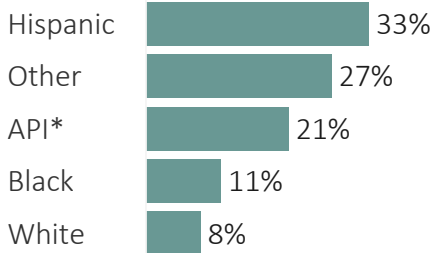
453.8K Individuals

+0.1% Since Nov 23

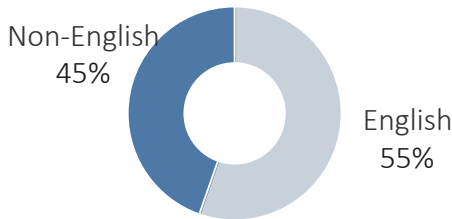
243.7K Cases

+2.4% Since Nov 23

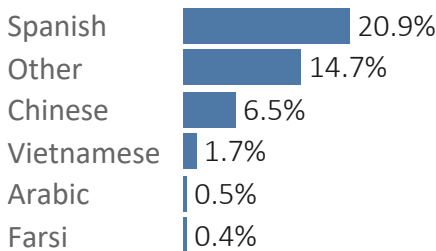
Ethnicity



Language



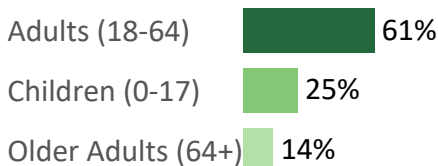
% Non-English



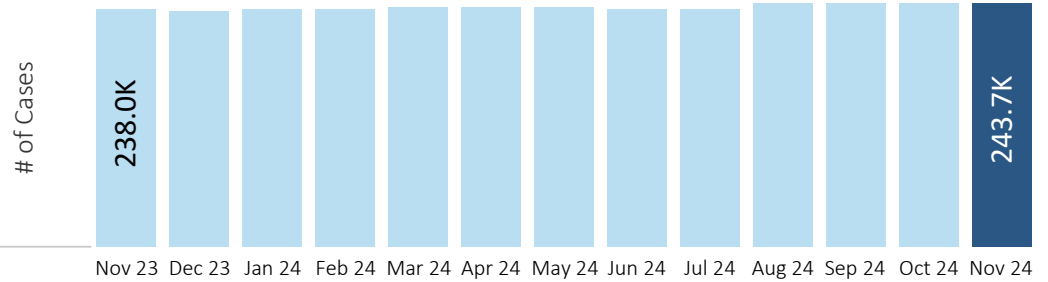
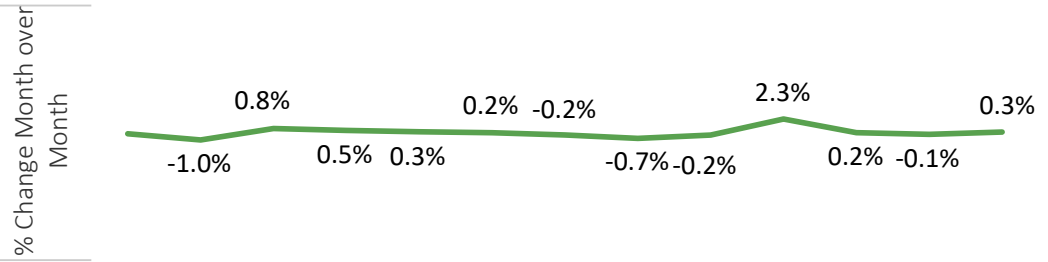
Gender



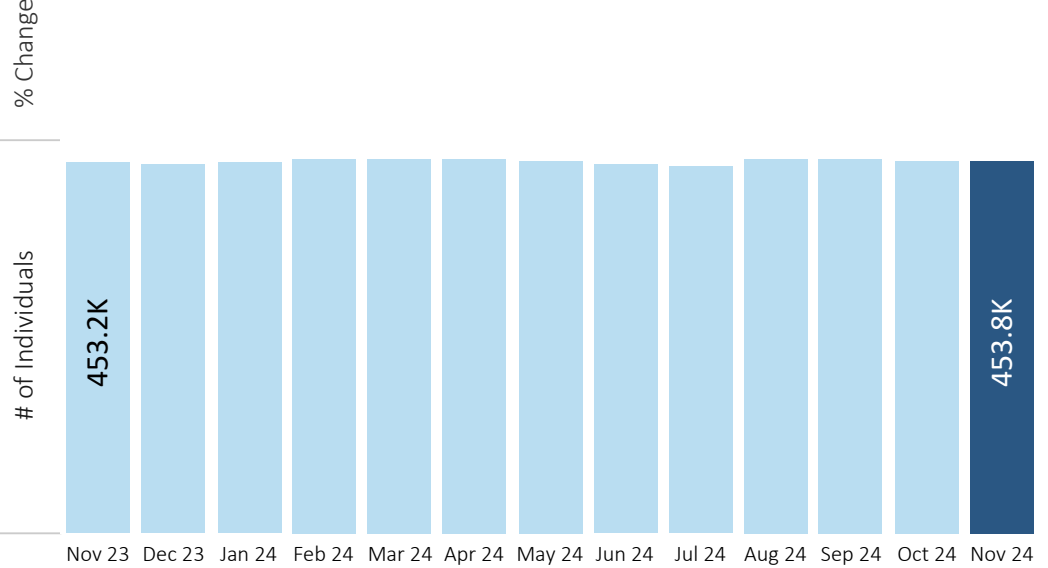
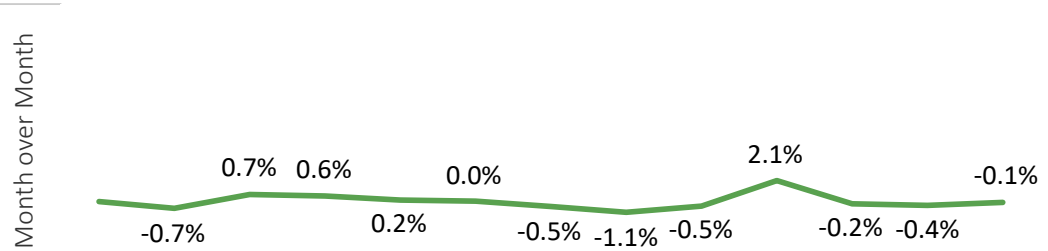
Age



Medi-Cal Cases



Medi-Cal Individuals



General Assistance

General Assistance (GA) provides cash aid to indigent adults and emancipated minors who are legal residents of Alameda County and who have no other means of support.

8.8K Individuals

+13.3% Since Nov 23

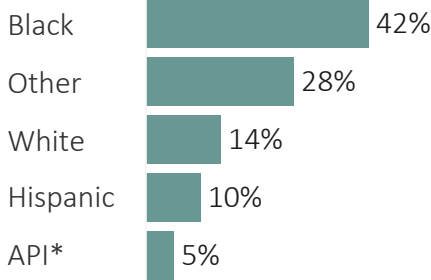
8.0K Cases

+13.5% Since Nov 23

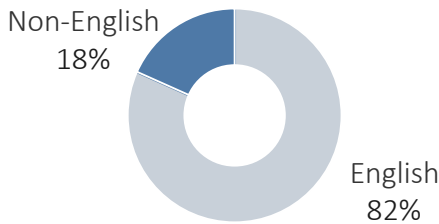
\$3.1M Benefits

Issued Nov 24

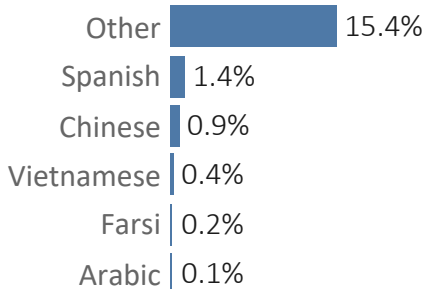
Ethnicity



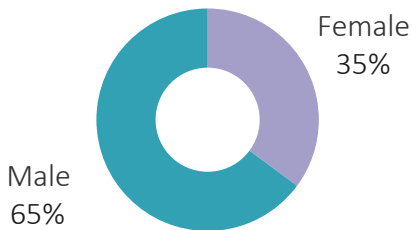
Language



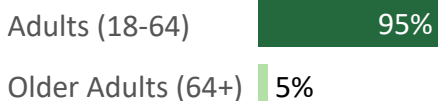
% Non-English



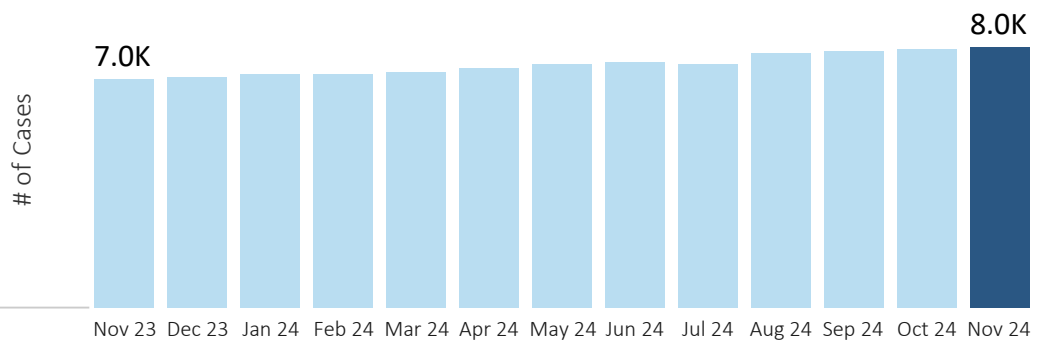
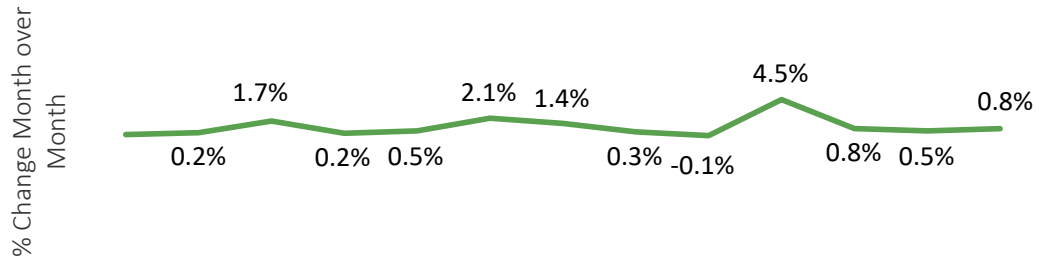
Gender



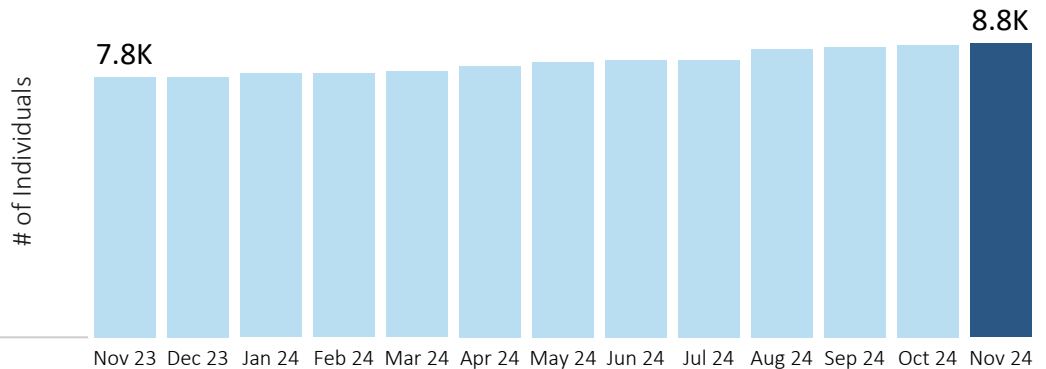
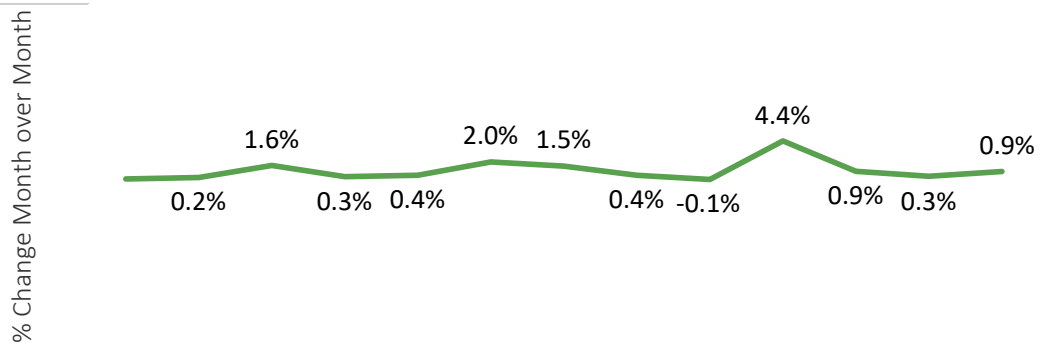
Age



General Assistance Cases



General Assistance Individuals



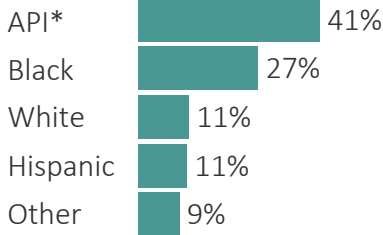
IHSS

In-Home Supportive Services (IHSS) provides in-home care for the elderly and persons with disabilities to support them in their own homes and communities, rather than placing them in more restrictive and expensive institutional care settings.

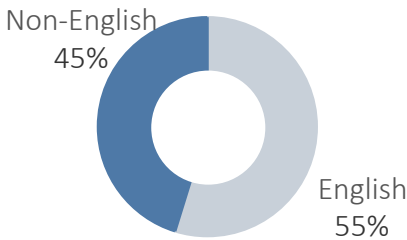
31.5K Individuals

+10% Since Nov 23

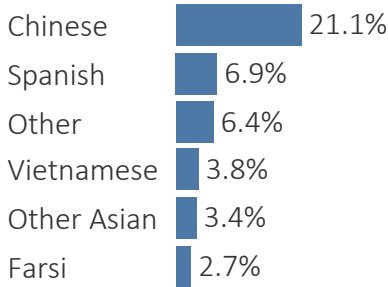
Ethnicity



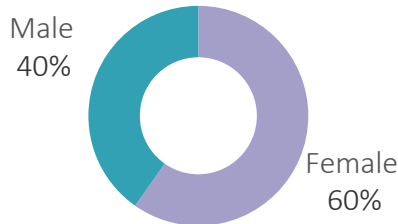
Language




% Non-English



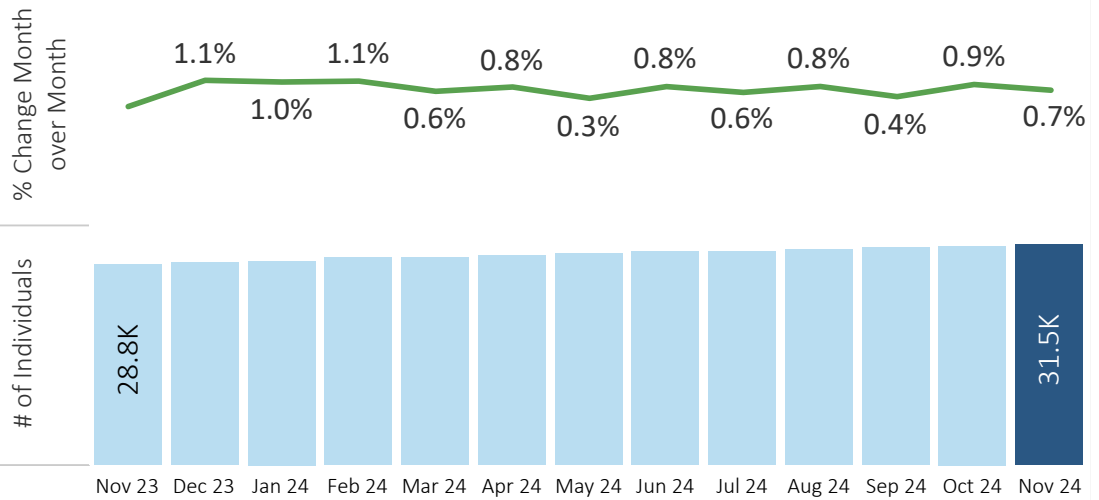
Gender



Age



IHSS Individuals



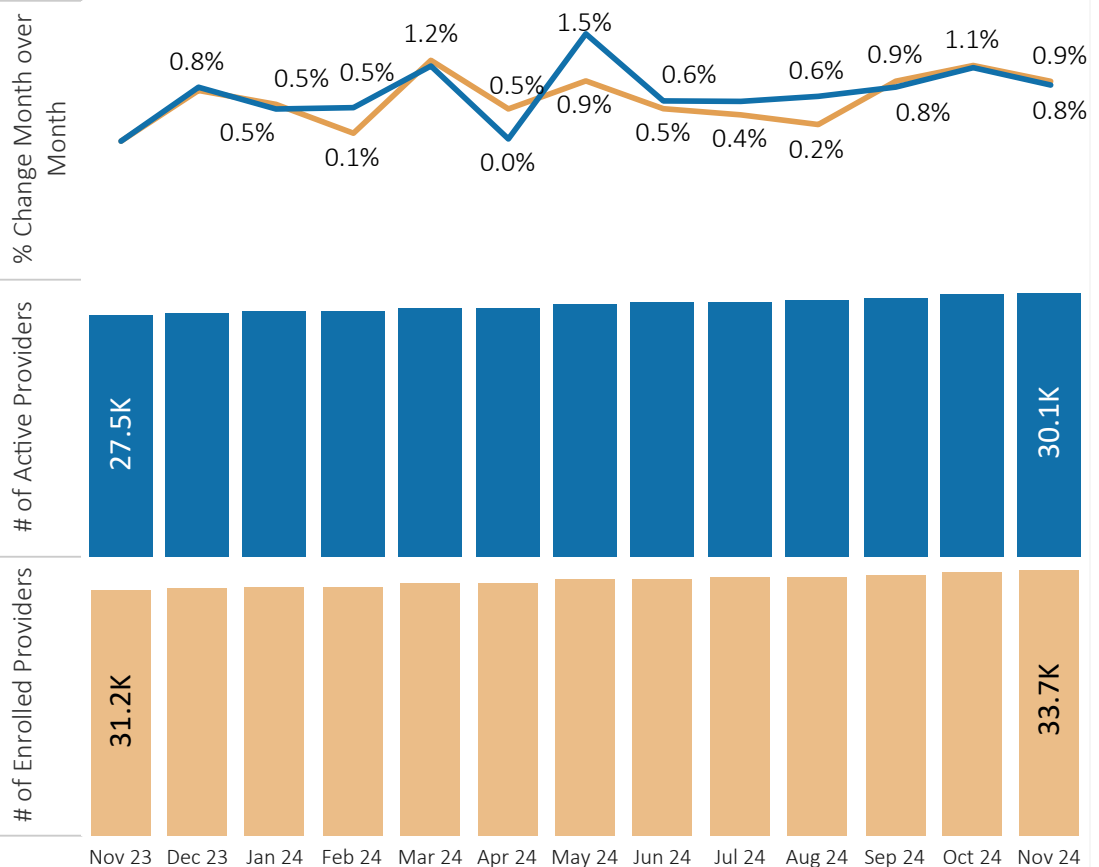
33.7K Enrolled Providers

+8.0% Since Nov 23

30.1K Active Providers

+9% Since Nov 23

Active vs Enrolled IHSS Providers



Child Care

Child care subsidies are made available to eligible families on a time-limited basis. These subsidies are vital to finding and maintaining employment, education, and training for families and providing an opportunity to support a child's development.

2,080 Children

+16% Since Nov 23

1,758 Stage 1

+20% Since Nov 23

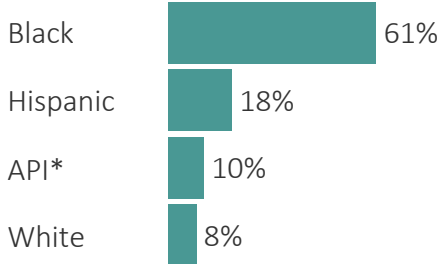
274 CAPP

- 2% Since Nov 23

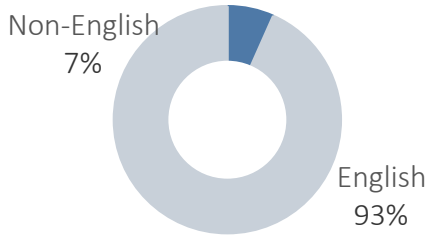
48 FCCCAP

- 6% Since Nov 23

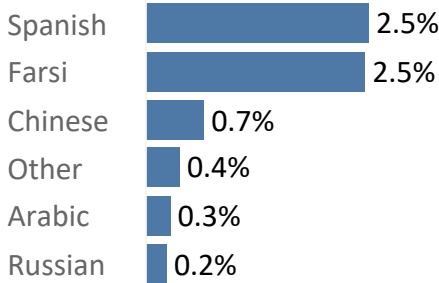
Ethnicity



Language



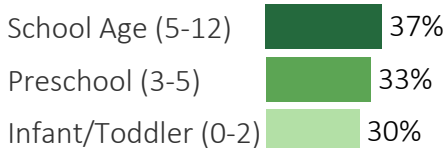
% Non-English



Gender

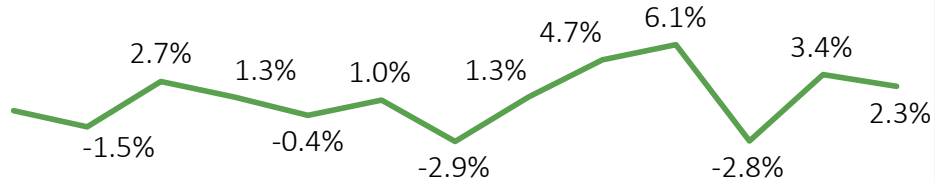


Age

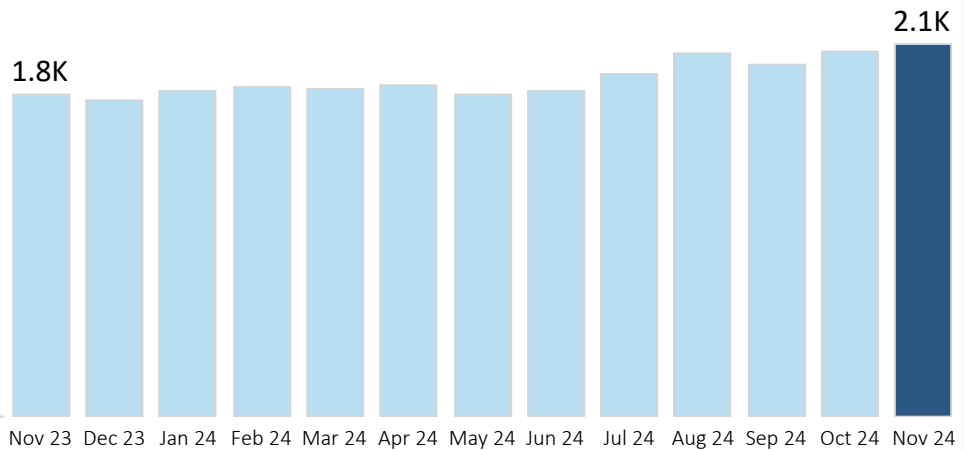


Child Care Individuals

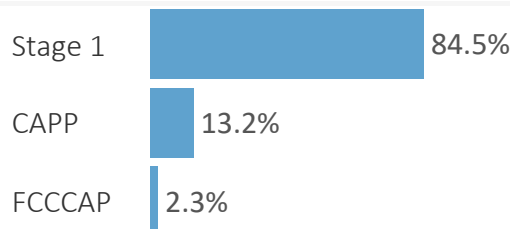
% Change Month over Month



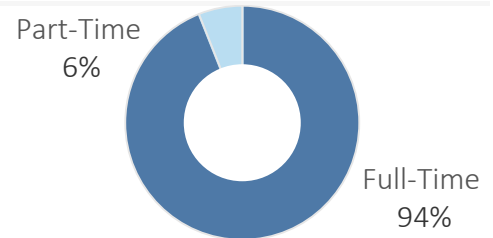
of Individuals



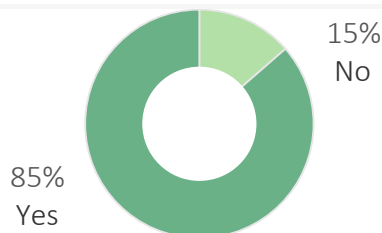
Child Care Individuals



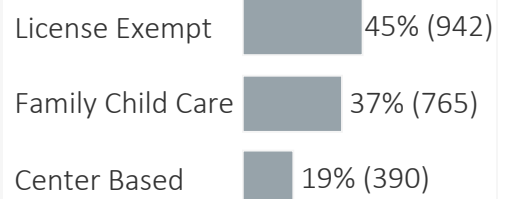
Full vs. Part-Time



Single Parent



Provider Type



Demographics by Program - Individuals | DEC 2024

		Medi-Cal		CalFresh		CalWORKs		GA		IHSS		Child Welfare		Child Care	
Older Adults (65+) Child Care (5-12)	Female	37,194	8.2%	23,573	12.5%	***	***	210	2.4%	12,815	40.6%	0	0.0%	380	18.2%
	Male	26,821	5.9%	16,014	8.5%	37	0.1%	205	2.3%	6,640	21.1%	0	0.0%	389	18.7%
	Undefined	***	***	***	***	0	0.0%	0	0.0%	0	0.0%	0	0.0%	0	0.0%
Adults (18-64) Child Care (3-5)	Female	145,962	32.2%	56,157	29.9%	8,423	29.9%	2,890	32.8%	5,444	17.3%	145	10.5%	352	16.9%
	Male	129,583	28.6%	41,399	22.0%	2,239	7.9%	5,517	62.5%	4,691	14.9%	118	8.6%	344	16.5%
	Undefined	***	***	***	***	0	0.0%	0	0.0%	0	0.0%	0	0.0%	0	0.0%
Children (0-17) Child Care (0-2)	Female	55,786	12.3%	25,038	13.3%	8,571	30.4%	***	***	594	1.9%	556	40.4%	315	15.1%
	Male	58,460	12.9%	25,815	13.7%	8,897	31.6%	0	0.0%	1,357	4.3%	557	40.5%	302	14.5%
	Undefined	***	***	0	0.0%	0	0.0%	0	0.0%	0	0.0%	***	***	***	***
Age & Gender Totals		453,817		188,002		28,177		8,823		31,541		1,377		2,083	
API*		94,598	20.8%	32,563	17.3%	1,865	6.6%	459	5.2%	12,953	41.1%	68	4.9%	238	11.4%
Black		50,408	11.1%	34,231	18.2%	9,660	34.3%	3,702	42.0%	8,542	27.1%	585	42.5%	1,263	60.7%
Hispanic		148,501	32.7%	45,449	24.2%	7,313	26.0%	902	10.2%	3,486	11.1%	548	39.8%	379	18.2%
Native American		934	0.2%	439	0.2%	71	0.3%	50	0.6%	89	0.3%	***	***	26	1.2%
Other		122,043	26.9%	62,400	33.2%	7,899	28.0%	2,388	27.1%	2,849	9.0%	15	1.1%		
White		37,333	8.2%	12,920	6.9%	1,369	4.9%	1,322	15.0%	3,622	11.5%	152	11.0%	175	8.4%
Ethnicity Totals		453,817		188,002		28,177		8,823		31,541		1,377		2,081	
English		251,297	55.4%	112,270	59.7%	19,637	69.7%	7,207	81.7%	17,281	54.8%	1,205	87.5%	1,942	93.4%
Cambodian		436	0.1%	397	0.2%	***	***	***	***	272	0.9%	***	***	0	0.0%
Chinese		29,412	6.5%	14,518	7.7%	96	0.3%	80	0.9%	6,649	21.1%	***	***	14	0.7%
Farsi		1,804	0.4%	1,329	0.7%	399	1.4%	16	0.2%	838	2.7%	***	***	52	2.5%
Other		67,524	14.9%	27,333	14.5%	4,197	14.9%	1,347	15.3%	2,030	6.4%	12	0.9%	17	0.8%
Other Asian		1,221	0.3%	632	0.3%	***	***	***	***	1,085	3.4%	0	0.0%	***	***
Spanish		94,635	20.9%	27,979	14.9%	3,785	13.4%	125	1.4%	2,178	6.9%	153	11.1%	53	2.5%
Vietnamese		7,488	1.7%	3,544	1.9%	48	0.2%	35	0.4%	1,208	3.8%	***	***	***	***
Language Totals		453,817		188,002		28,177		8,823		31,541		1,377		2,080	

Data in this report represent estimates of service delivery units and summary counts. Actual counts may vary from 0% to 5% from similarly published reports.

*Asian/Pacific Islander

** as of January 2022, APS Age Groups are Adults (18-59) and Older Adults (60+)

*** Per California Department of Social Services guidelines (2019), data for groups under 11 has been suppressed to protect privacy.

Individuals by Program and City of Residence | DEC 2024

		Medi-Cal		CalFresh		CalWORKs		GA		IHSS		Child Welfare		Child Care	
North County	Alameda	69,796	15.4%	32,317	17.2%	4,603	16.3%	920	10.4%	1,362	4.3%	37	2.7%	45	2.2%
	Albany	2,897	0.6%	921	0.5%	94	0.3%	16	0.2%	94	0.3%	***	***	***	***
	Berkeley	15,424	3.4%	10,690	5.7%	534	1.9%	360	4.1%	1,406	4.5%	50	3.6%	52	2.5%
	Emeryville	3,007	0.7%	1,400	0.7%	198	0.7%	73	0.8%	305	1.0%	***	***	28	1.3%
	Oakland	141,553	31.2%	70,229	37.4%	12,204	43.3%	5,039	57.1%	13,008	41.2%	427	31.0%	1,059	50.9%
	Piedmont	552	0.1%	117	0.1%	***	***	***	***	40	0.1%	***	***	0	0.0%
Tri-City	Fremont	39,478	8.7%	12,412	6.6%	2,115	7.5%	401	4.5%	3,162	10.0%	29	2.1%	181	8.7%
	Newark	9,275	2.0%	2,743	1.5%	390	1.4%	82	0.9%	735	2.3%	14	1.0%	29	1.4%
	Union City	14,395	3.2%	4,572	2.4%	574	2.0%	71	0.8%	1,395	4.4%	16	1.2%	57	2.7%
Central County	Castro Valley	10,840	2.4%	3,200	1.7%	358	1.3%	65	0.7%	697	2.2%	34	2.5%	41	2.0%
	Hayward	64,982	14.3%	23,129	12.3%	3,620	12.8%	1,100	12.5%	3,773	12.0%	134	9.7%	269	12.9%
	San Leandro	32,303	7.1%	12,366	6.6%	1,507	5.3%	233	2.6%	2,781	8.8%	77	5.6%	120	5.8%
	San Lorenzo	7,382	1.6%	2,406	1.3%	262	0.9%	39	0.4%	598	1.9%	13	0.9%	20	1.0%
Tri-Valley	Dublin	8,544	1.9%	2,471	1.3%	249	0.9%	46	0.5%	726	2.3%	***	***	37	1.8%
	Livermore	13,332	2.9%	4,283	2.3%	521	1.8%	194	2.2%	737	2.3%	33	2.4%	61	2.9%
	Pleasanton	8,207	1.8%	2,082	1.1%	264	0.9%	23	0.3%	608	1.9%	15	1.1%	46	2.2%
Other	Other	11,850	2.6%	2,664	1.4%	676	2.4%	160	1.8%	114	0.4%	476	34.6%	30	1.4%
Residence Totals		453,817		188,002		28,177		8,823		31,541		1,377		2,080	

Data in this report represent estimates of service delivery units and summary counts. Actual counts may vary from 0% to 5% from similarly published reports.

These individuals receive aid from one or more county programs, listed by city of residence. The total excludes Adult & Aging and doesn't sum all programs, as some are enrolled in multiple.

*** Per California Department of Social Services guidelines (2019), data for groups under 11 has been suppressed to protect privacy.

Cases by Program and City of Residence | DEC 2024

		Medi-Cal		CalFresh		CalWORKs		GA		IHSS		Child Welfare		Child Care	
North County	Alameda	8,455	3.5%	3,286	3.4%	261	3.3%	143	1.8%	1,362	4.3%	37	2.7%	45	2.2%
	Albany	1,656	0.7%	554	0.6%	27	0.3%	15	0.2%	94	0.3%	***	***	***	***
	Berkeley	11,411	4.7%	9,148	9.6%	188	2.4%	358	4.5%	1,406	4.5%	50	3.6%	52	2.5%
	Emeryville	2,047	0.8%	938	1.0%	68	0.9%	73	0.9%	305	1.0%	***	***	28	1.3%
	Oakland	87,998	36.1%	41,790	43.8%	4,093	51.7%	5,011	62.9%	13,008	41.2%	427	31.0%	1,059	50.9%
	Piedmont	425	0.2%	92	0.1%	***	***	***	***	40	0.1%	***	***	0	0.0%
Tri-City	Fremont	23,619	9.7%	6,639	7.0%	577	7.3%	392	4.9%	3,162	10.0%	29	2.1%	181	8.7%
	Newark	5,617	2.3%	1,506	1.6%	119	1.5%	78	1.0%	735	2.3%	14	1.0%	29	1.4%
	Union City	8,880	3.6%	2,580	2.7%	162	2.0%	70	0.9%	1,395	4.4%	16	1.2%	57	2.7%
Central County	Castro Valley	6,335	2.6%	1,733	1.8%	114	1.4%	64	0.8%	697	2.2%	34	2.5%	41	2.0%
	Hayward	38,029	15.6%	12,604	13.2%	1,152	14.6%	1,085	13.6%	3,773	12.0%	134	9.7%	269	12.9%
	San Leandro	18,643	7.6%	6,785	7.1%	503	6.4%	231	2.9%	2,781	8.8%	77	5.6%	120	5.8%
	San Lorenzo	4,362	1.8%	1,402	1.5%	91	1.2%	38	0.5%	598	1.9%	13	0.9%	20	1.0%
Tri-Valley	Dublin	5,181	2.1%	1,342	1.4%	75	0.9%	40	0.5%	726	2.3%	***	***	37	1.8%
	Livermore	8,051	3.3%	2,362	2.5%	169	2.1%	190	2.4%	737	2.3%	33	2.4%	61	2.9%
	Pleasanton	5,103	2.1%	1,211	1.3%	81	1.0%	23	0.3%	608	1.9%	15	1.1%	46	2.2%
Other	Other	7,925	3.3%	1,516	1.6%	228	2.9%	160	2.0%	114	0.4%	476	34.6%	30	1.4%
Total		243,737		95,488		7,911		7,972		31,541		1,377		2,080	

Data in this report represent estimates of service delivery units and summary counts. Actual counts may vary from 0% to 5% from similarly published reports.

Total cases in Medi-Cal, CalFresh, CalWORKs, and General Assistance reflect the number of families aided, while cases in IHSS, APS, Child Welfare, and Child Care represent individuals aided.
 *** Per California Department of Social Services guidelines (2019), data for groups under 11 has been suppressed to protect privacy.

CalWORKs

Two Parent Families: Families with children living in the home with two non-disabled, natural or adoptive parents.

Safety Net: Families with children living in the home whose natural or adoptive parents are ineligible or excluded from receiving assistance.

Temporary Assistance for Needy Families (TANF) Timed-Out: Families with children living in the home whose parents are ineligible to receive assistance because an adult head-of-household or spouse of a head-of-household has received federal TANF assistance for a total of 48 cumulative months.

Child-Only (Zero Parent): Families with children living in the home whose parents are ineligible to receive assistance.

CalFresh

Non-Assistance CalFresh Individuals: Client receives CalFresh assistance but does not receive a monthly cash grant under the California Work Opportunity and Responsibility to Kids (CalWORKs) program or other state-funded program.

All CalFresh Individuals: All clients receiving CalFresh.

Non-Assistance CalFresh Caseloads: Non-Assistance CalFresh recipients are those who get CalFresh each month, but do not receive a monthly cash grant under the California Work Opportunity and Responsibility to Kids (CalWORKs) program.

All CalFresh Caseloads: All cases receiving CalFresh.

Child Welfare

Non-Minor Dependents: Youth ages 18-20 in Extended Foster Care under AB12.

SILP: Supervised Independent Living Placement.

Guardian Home: Placement with court-appointed legal guardian.

Relative/NREFM: Relative/Non-Relative Extended Family Member.

Group Home: 24-Hour staffed residential and/or treatment facility for foster youth.

Foster Family Home: County licensed foster care home.

Foster Family Agency Home: Foster home certified by a Foster Family Agency.

STRTP: Short Term Residential Therapeutic Program.

THP+FC: Transitional Housing Program plus Foster Care, which provides supportive housing for older teens and non-minor dependents.

Child Care

CalWORKs Stage One: Supports a family's access to immediate and continuous child care as parents/caregivers participate in their welfare-to-work activities.

California Alternative Payment Program (CAPP): Provides child care to low to moderate income families. Families must be working, enrolled in training towards a vocational goal, physically or mentally incapacitated, or seeking employment.

Foster Care Child Care Allowance Program (FCCCAP): Provides a time limited "bridge" to longer term child care solutions. The program is used at the time of placement to stabilize children in the best possible setting.

Single Parent: Sole parent/caretaker who lives with and is legally/financially responsible for the child.

Licensed Family Child Care (FCC): A business which provides child care in an individual's private home. FCCs vary widely from a home that can care for a few children up to a large family child care home that cares for up to 14 children.

Center-Based Program (also known as "Child Care Center" or "Day Care Center"): Any child care facility of any capacity, other than a family child care home as defined in Education Code Section 102352f.(1).

License-Exempt: Child care providers who can operate legally without a license.

The 'Other' category in this report includes responses with no data, declined answers, data entry or spelling errors, and/or categories representing less than 1% of the total

Program | Data Sources | Methodology

Workforce & Benefits Admin | CalSAWS | Custom data extract provided by program staff

Children & Family Services | CWS-CMS, SafeMeasures | Custom data extract provided by program staff, Open Cases Report

Adult & Aging Services | LEAP, CMIPS II | Custom data extract provided by program staff and ITD

Govt & Community Relations | Child Care | Multiple contractor database | Custom data extract provided by contract staff

***To comply with California Department of Social Services Data De-Identification Reference Guide (2019), data representing fewer than 11 individuals has been suppressed to protect privacy and prevent potential identification of specific persons. See

[California Department of Social Services Data De-Identification Reference Guide](#)