

NOVEMBER 2024



Alameda County
Social Services Agency



SOCIAL SERVICES AGENCY MONTHLY REPORT

This report provides a summary of Child Welfare Services, CalWORKs, CalFresh, Medi-Cal, General Assistance, Adult Protective Services, In-Home Supportive Services, Area Agency on Aging, and Child Care programs by persons and cases per month. Our agency serves almost one in three Alameda County residents. We work collectively and in partnership with over 140 organizations to serve the needs of the community. The data represent estimates of service delivery units and summary counts in October 2024 unless otherwise specified. Actual counts may vary from 0% to 5% from similarly published reports.

Our Mission

To promote the economic and social well-being of individuals, families, neighborhoods, and communities.

Child Welfare

Child Welfare (CW) provides services to improve the lives of children and families in Alameda County by serving children and youth who have experienced, or are at risk of experiencing, abuse or neglect.

1,389 All Cases

-1% Since Oct 23

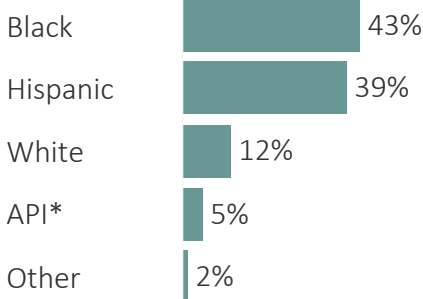
1,129 Cases (0-17)

-3% Since Oct 23

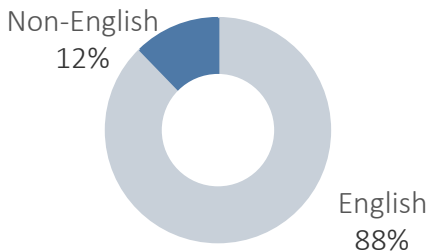
260 Cases (18+)

+9% Since Oct 23

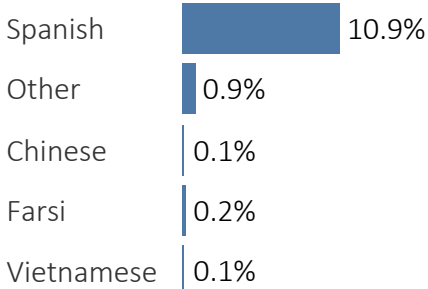
Ethnicity



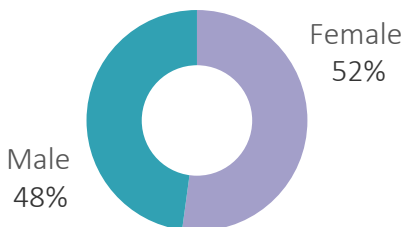
Language



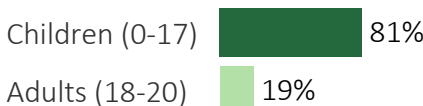
% Non-English



Gender



Age



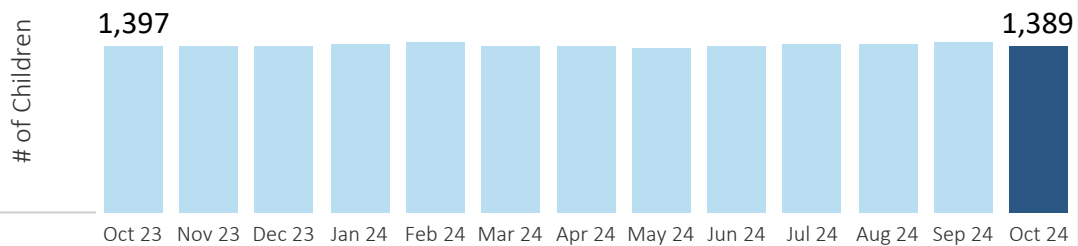
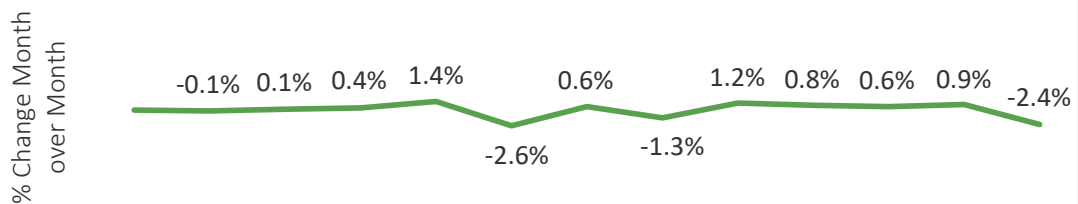
697 Placements (0-17)

-3% Since Oct 23

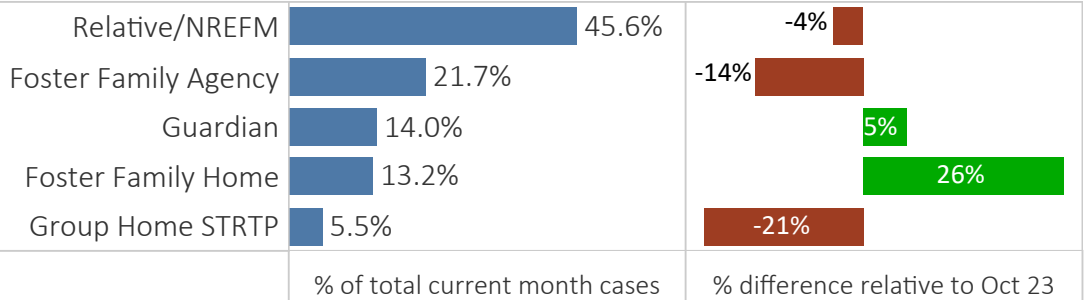
231 Placements (18-20)

+11% Since Oct 23

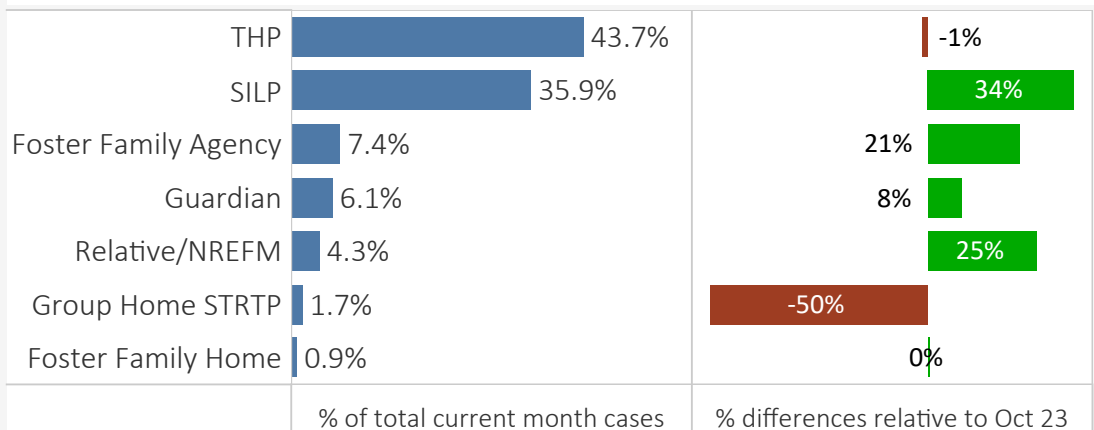
Child Welfare Cases



Children (0-17) in Placement by Placement Type



AB 12: Non-Minor Dependent Youth (18+) by Placement Type



CalWORKs

The California Work Opportunity and Responsibility to Kids (CalWORKs) Program provides time-limited cash aid, employment assistance and employment support services to eligible adults with children.

28.1K Individuals

+12.5% Since Oct 23

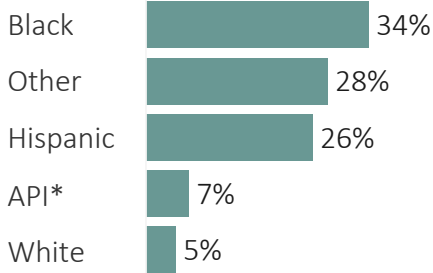
7.9K Cases

+11.7% Since Oct 23

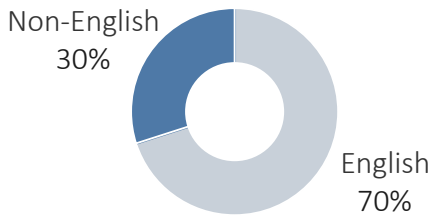
\$9.1M Benefits

Issued Oct 24

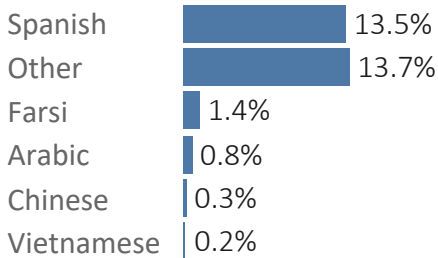
Ethnicity



Language



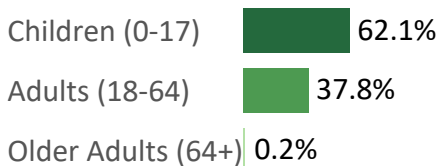
% Non-English



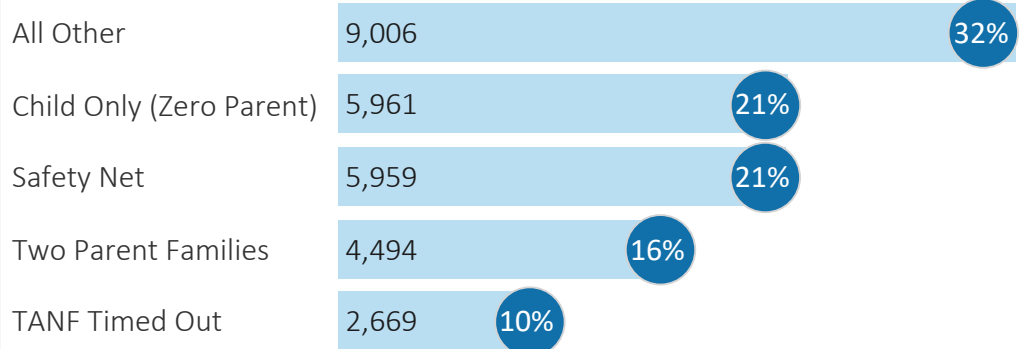
Gender



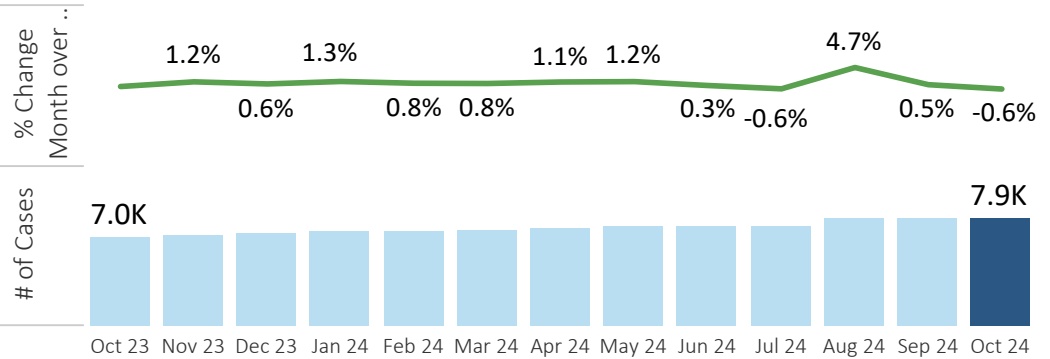
Age



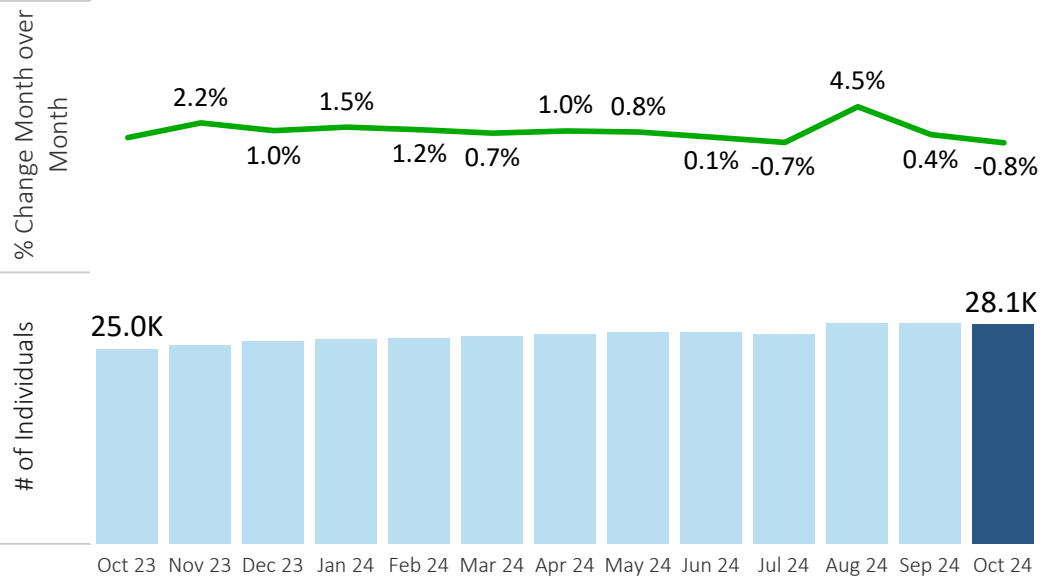
CalWORKs Type



CalWORKs Cases



CalWORKs Individuals



CalFresh

CalFresh (formerly known as Food Stamps) is California's version of the federal Supplemental Nutrition Assistance Program (SNAP). The CalFresh program helps to improve the health and well-being of qualified households and individuals by providing them a means to meet their nutritional needs.

187.2K Individuals

+4.5% Since Oct 23

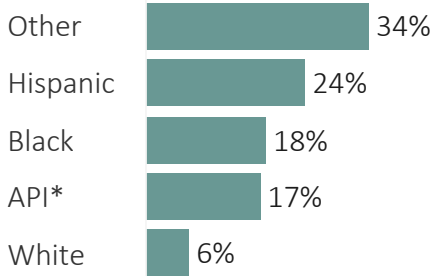
94.9K Cases

+5.9% Since Oct 23

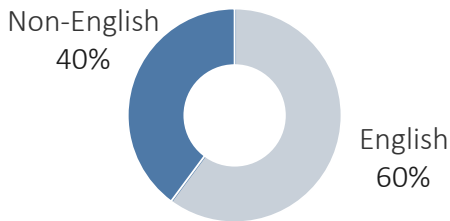
\$34.5M Benefits

Issued Oct 24

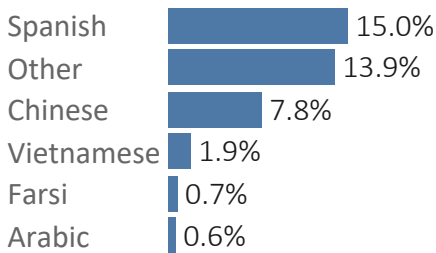
Ethnicity



Language



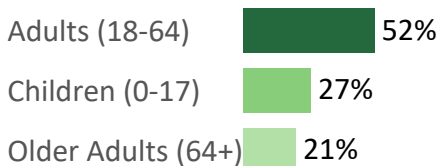
% Non-English



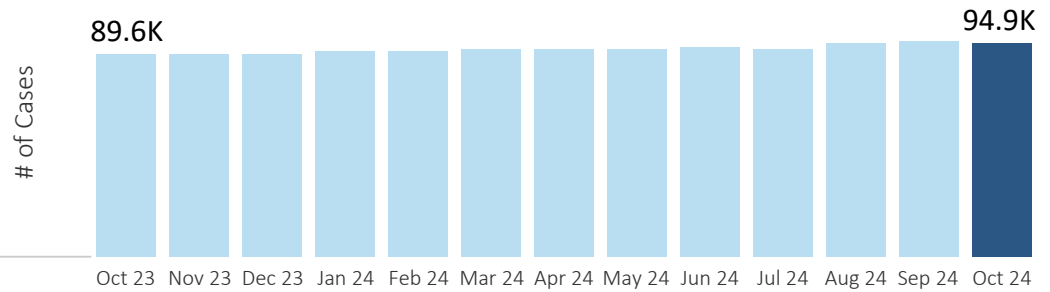
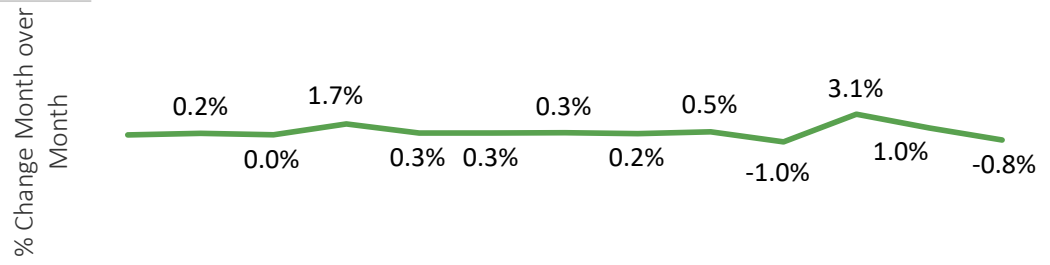
Gender



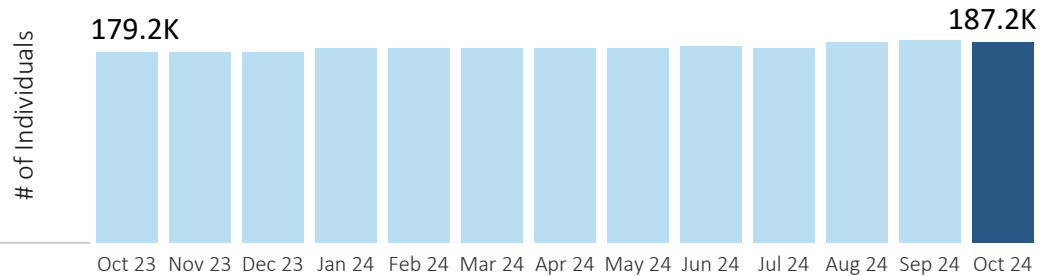
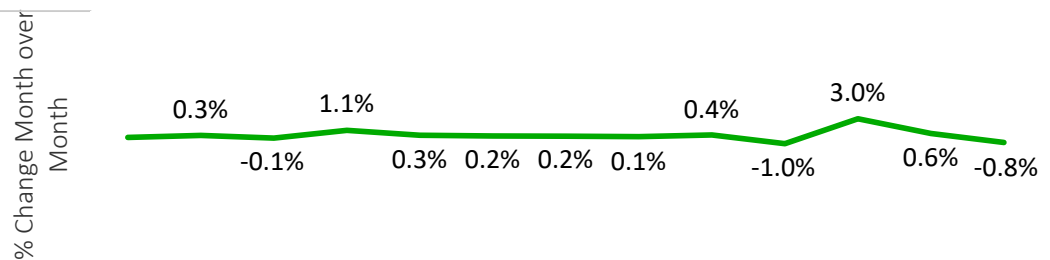
Age



CalFresh Cases



CalFresh Individuals



Public Assistance & Non-Assistance

Non-Assistance CalFresh Individuals: Client receives CalFresh assistance but does not receive a monthly cash grant under the California Work Opportunity and Responsibility to Kids (CalWORKs) program or other state-funded program.



Medi-Cal

Medi-Cal is a public health insurance program which provides needed health care services for low-income individuals including families with children, older adults, persons with disabilities, foster care, pregnant women, and low income people with specific diseases such as tuberculosis, breast cancer, or HIV/AIDS. Medi-Cal is financed equally by the state and federal government.

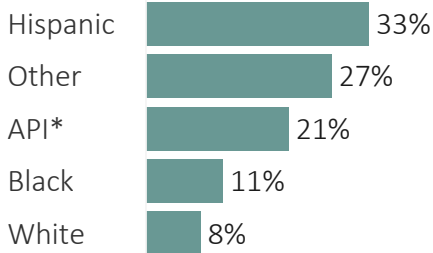
454.2K Individuals

- 0.1% Since Oct 23

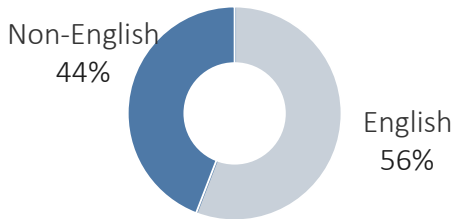
243.1K Cases

+1.7% Since Oct 23

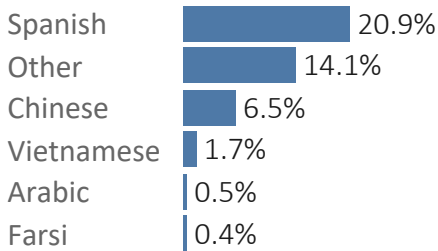
Ethnicity



Language



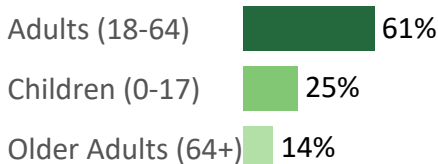
% Non-English



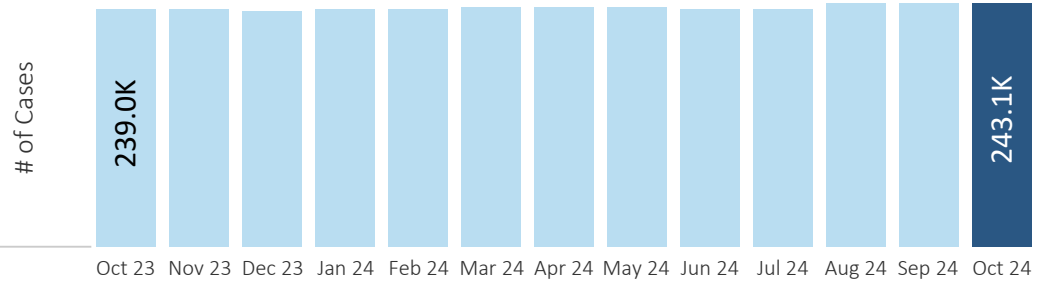
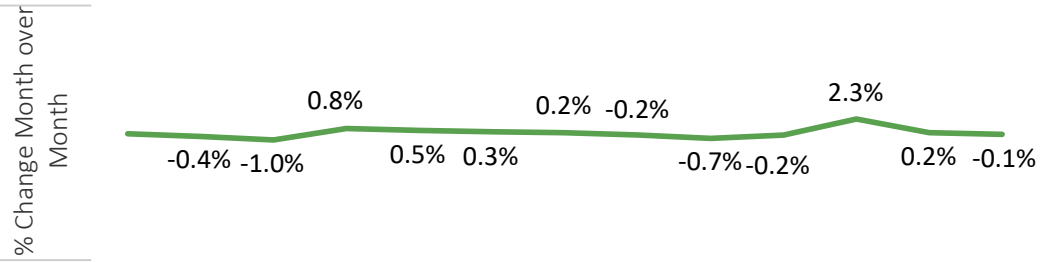
Gender



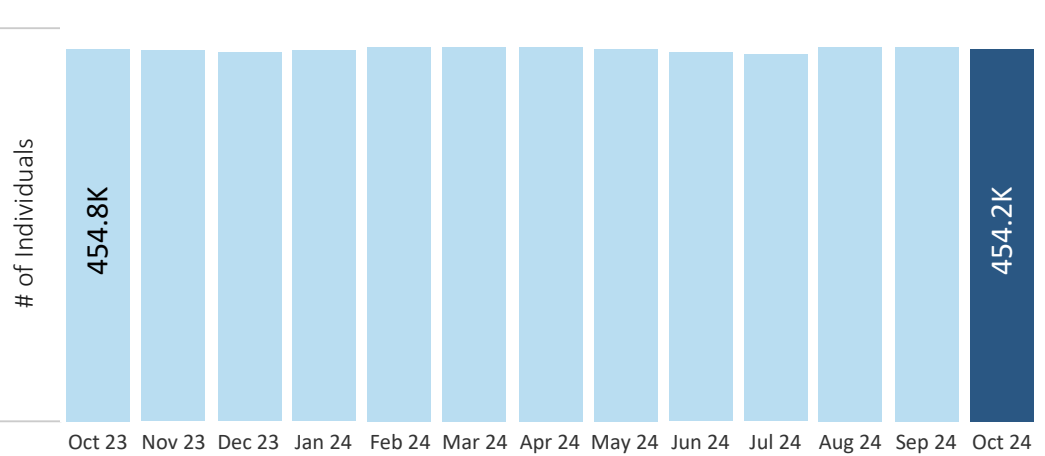
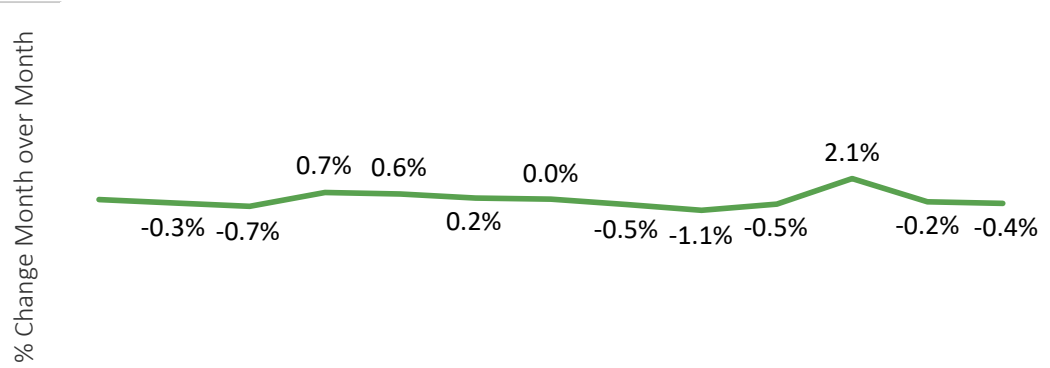
Age



Medi-Cal Cases



Medi-Cal Individuals



General Assistance

General Assistance (GA) provides cash aid to indigent adults and emancipated minors who are legal residents of Alameda County and who have no other means of support.

8.7K Individuals

+13.3% Since Oct 23

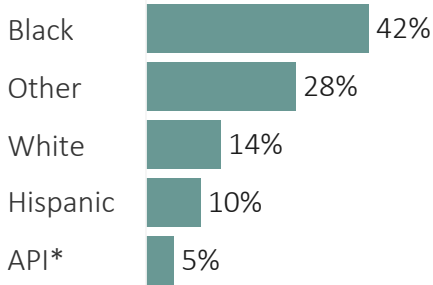
7.9K Cases

+13.2% Since Oct 23

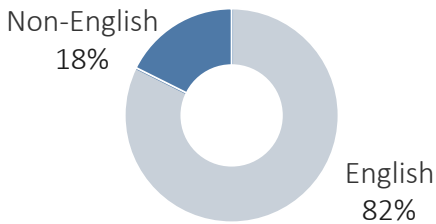
\$3.1M Benefits

Issued Oct 24

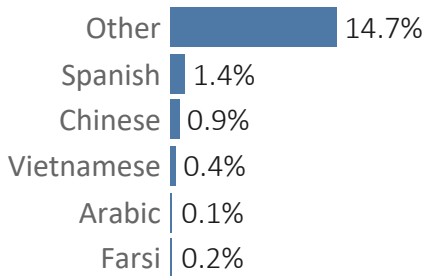
Ethnicity



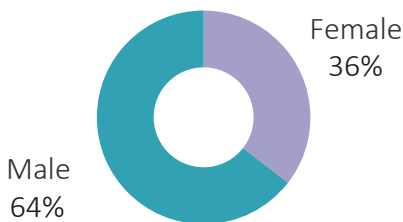
Language




% Non-English



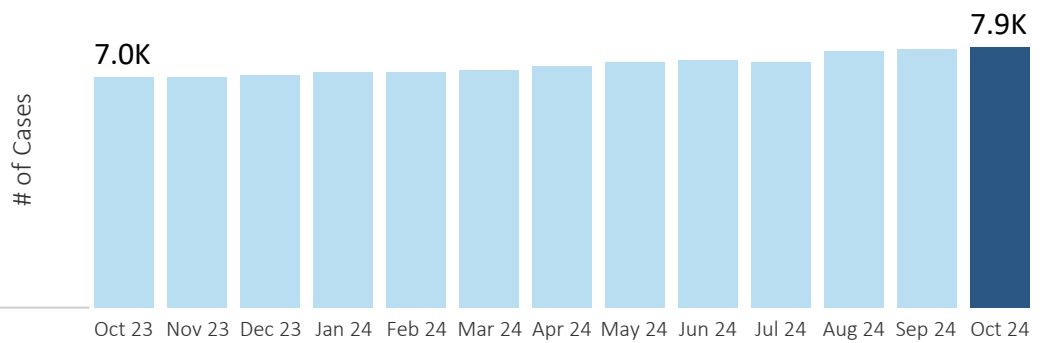
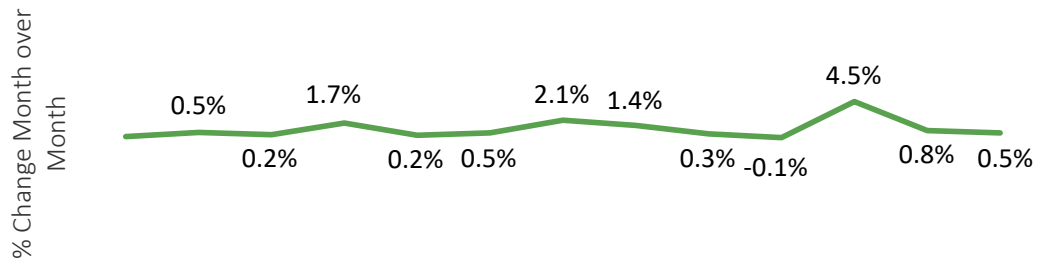
Gender



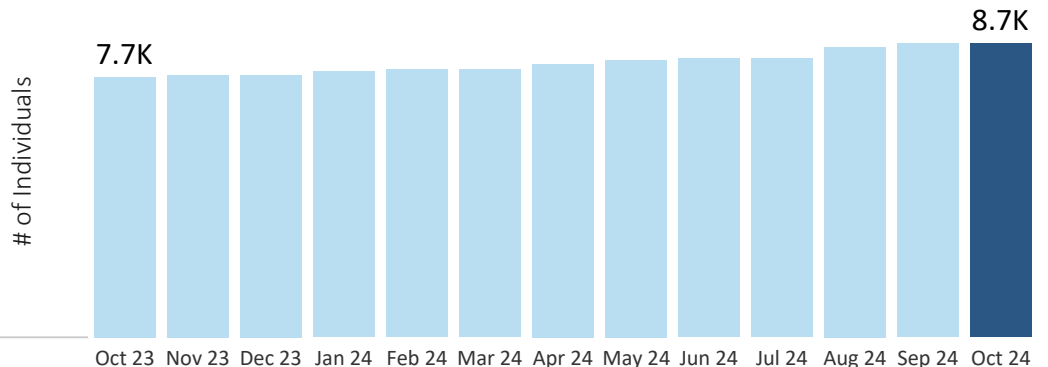
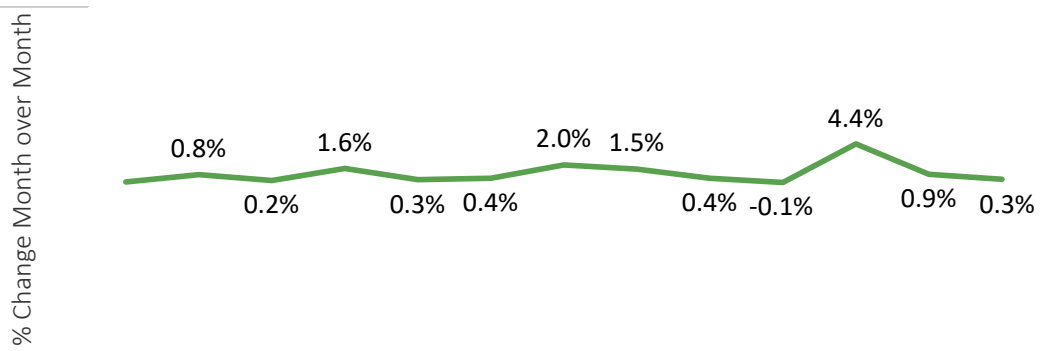
Age



General Assistance Cases



General Assistance Individuals



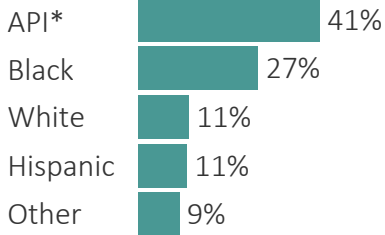
IHSS

In-Home Supportive Services (IHSS) provides in-home care for the elderly and persons with disabilities to support them in their own homes and communities, rather than placing them in more restrictive and expensive institutional care settings.

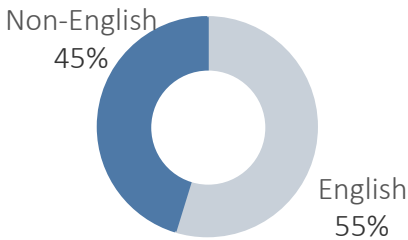
31.3K Individuals

+10% Since Oct 23

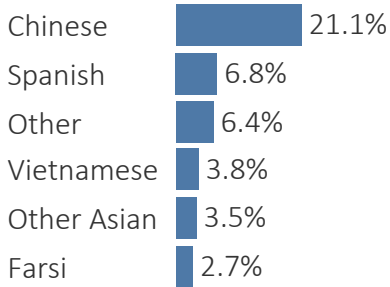
Ethnicity



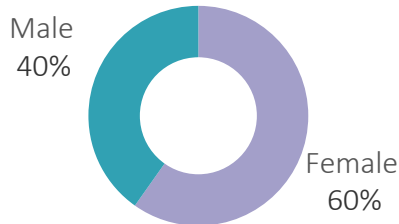
Language




% Non-English



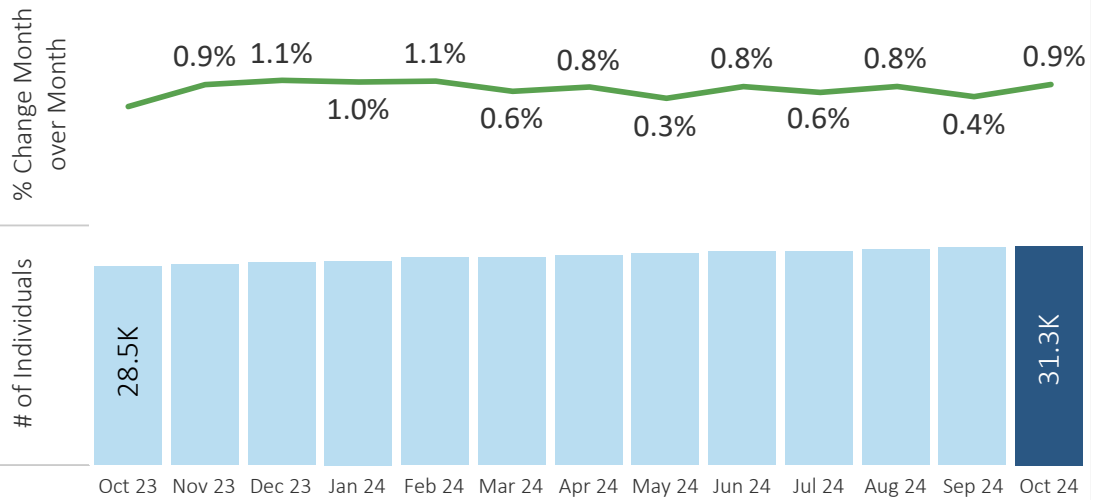
Gender



Age



IHSS Individuals



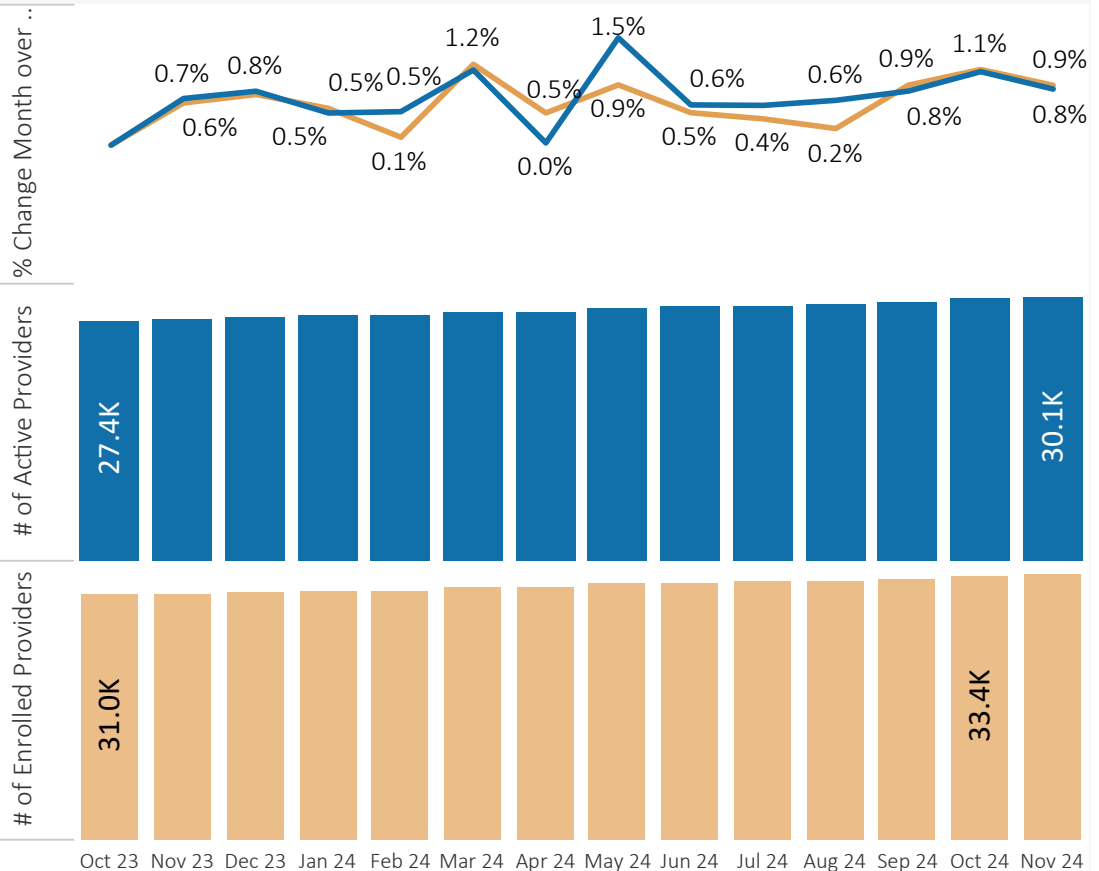
33.4K Enrolled Providers

+7.7% Since Oct 23

29.8K Active Providers

+9% Since Oct 23

Active vs Enrolled IHSS Providers



Child Care

Child care subsidies are made available to eligible families on a time-limited basis. These subsidies are vital to finding and maintaining employment, education, and training for families and providing an opportunity to support a child's development.

2,034 Children

+11% Since Oct 23

1,728 Stage 1

+15% Since Oct 23

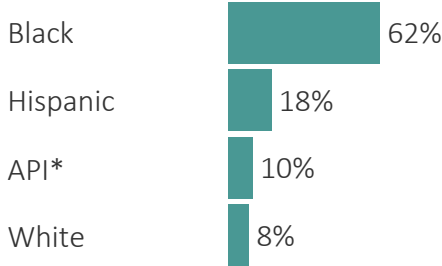
260 CAPP

- 6% Since Oct 23

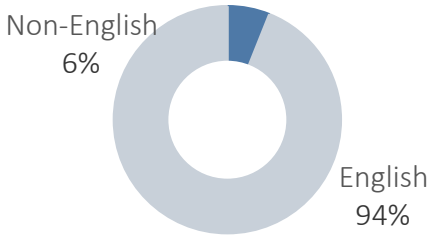
46 FCCCAP

- 23% Since Oct 23

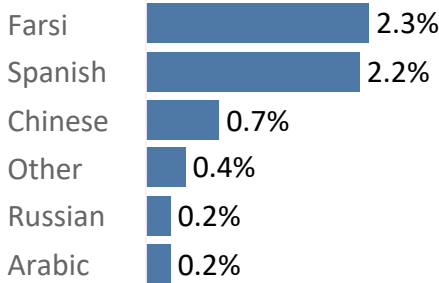
Ethnicity



Language



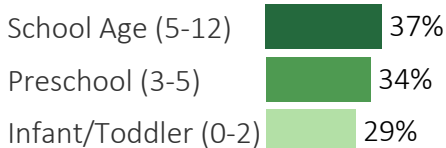
% Non-English



Gender

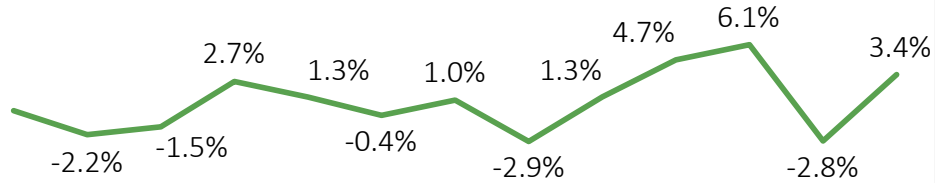


Age

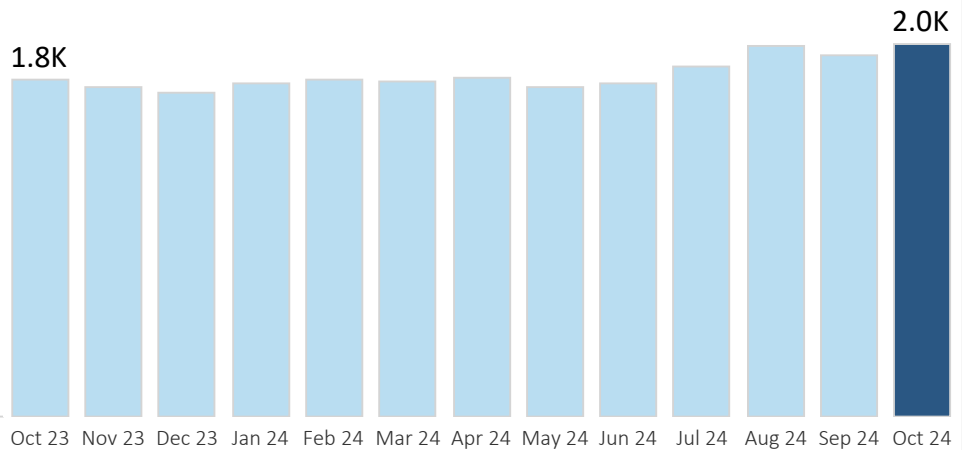


Child Care Individuals

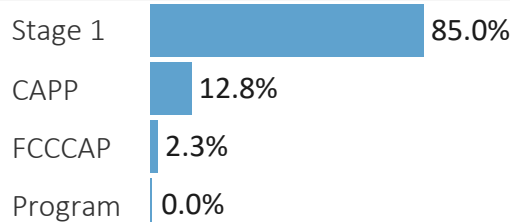
% Change Month over Month



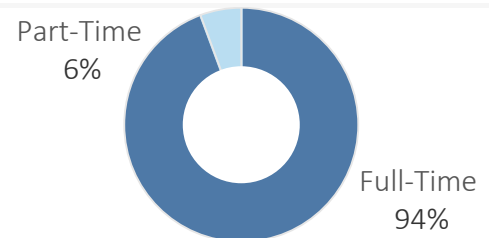
of Individuals



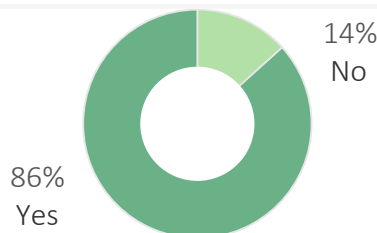
Child Care Individuals



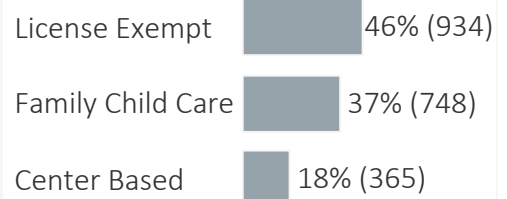
Full vs. Part-Time



Single Parent



Provider Type



Demographics by Program - Individuals | NOV 2024

		Medi-Cal		CalFresh		CalWORKs		GA		IHSS		Child Welfare		Child Care	
Older Adults (65+) Child Care (5-12)	Female	36,910	8.1%	23,481	12.5%	***	***	208	2.4%	12,699	40.5%	0	0.0%	377	18.5%
	Male	26,556	5.8%	15,937	8.5%	36	0.1%	200	2.3%	6,579	21.0%	0	0.0%	380	18.7%
	Undefined	***	***	***	***	0	0.0%	0	0.0%	0	0.0%	0	0.0%	0	0.0%
Adults (18-64) Child Care (3-5)	Female	146,135	32.2%	55,838	29.8%	8,393	29.9%	2,900	33.2%	5,451	17.4%	144	10.4%	347	17.1%
	Male	129,500	28.5%	41,243	22.0%	2,218	7.9%	5,440	62.2%	4,673	14.9%	116	8.4%	344	16.9%
	Undefined	***	***	***	***	0	0.0%	0	0.0%	0	0.0%	0	0.0%	0	0.0%
Children (0-17) Child Care (0-2)	Female	56,181	12.4%	24,918	13.3%	8,570	30.5%	0	0.0%	584	1.9%	571	41.1%	293	14.4%
	Male	58,905	13.0%	25,771	13.8%	8,863	31.6%	0	0.0%	1,341	4.3%	557	40.1%	292	14.4%
	Undefined	***	***	0	0.0%	0	0.0%	0	0.0%	0	0.0%	***	***	***	***
Age & Gender Totals		454,200		187,195		28,088		8,748		31,327		1,389		2,034	
API*		94,333	20.8%	32,221	17.2%	1,830	6.5%	454	5.2%	12,874	41.1%	67	4.8%	210	10.3%
Black		50,571	11.1%	34,139	18.2%	9,685	34.5%	3,664	41.9%	8,515	27.2%	594	42.8%	1,252	61.6%
Hispanic		148,294	32.6%	45,119	24.1%	7,279	25.9%	881	10.1%	3,442	11.0%	547	39.4%	358	17.6%
Native American		940	0.2%	431	0.2%	69	0.2%	52	0.6%	90	0.3%	***	***	46	2.3%
Other		122,733	27.0%	62,503	33.4%	7,854	28.0%	2,374	27.1%	2,826	9.0%	12	0.9%	0	0.0%
White		37,329	8.2%	12,782	6.8%	1,371	4.9%	1,323	15.1%	3,580	11.4%	160	11.5%	168	8.3%
Ethnicity Totals		454,200		187,195		28,088		8,748		31,327		1,389		2,034	
English		253,814	55.9%	112,591	60.1%	19,681	70.1%	7,205	82.4%	17,157	54.8%	1,219	87.8%	1,911	94.0%
Cambodian		444	0.1%	394	0.2%	***	***	***	***	271	0.9%	***	***	0	0.0%
Chinese		29,619	6.5%	14,550	7.8%	93	0.3%	79	0.9%	6,613	21.1%	***	***	15	0.7%
Farsi		1,827	0.4%	1,346	0.7%	399	1.4%	16	0.2%	849	2.7%	***	***	46	2.3%
Other		64,648	14.2%	26,026	13.9%	4,052	14.4%	1,275	14.6%	2,002	6.4%	***	***	16	0.8%
Other Asian		1,219	0.3%	626	0.3%	***	***	***	***	1,090	3.5%	0	0.0%	***	***
Spanish		95,115	20.9%	28,098	15.0%	3,797	13.5%	123	1.4%	2,142	6.8%	152	10.9%	44	2.2%
Vietnamese		7,514	1.7%	3,564	1.9%	51	0.2%	37	0.4%	1,203	3.8%	***	***	***	***
Language Totals		454,200		187,195		28,088		8,748		31,327		1,389		2,034	

Data in this report represent estimates of service delivery units and summary counts. Actual counts may vary from 0% to 5% from similarly published reports.

*Asian/Pacific Islander

** as of January 2022, APS Age Groups are Adults (18-59) and Older Adults (60+)

*** Per California Department of Social Services guidelines (2019), data for groups under 11 has been suppressed to protect privacy.

Individuals by Program and City of Residence | NOV 2024

		Medi-Cal		CalFresh		CalWORKs		GA		IHSS		Child Welfare		Child Care	
North County	Alameda	70,465	15.5%	32,407	17.3%	4,650	16.6%	904	10.3%	1,346	4.3%	39	2.8%	49	2.4%
	Albany	2,884	0.6%	872	0.5%	85	0.3%	17	0.2%	93	0.3%	***	***	***	***
	Berkeley	15,415	3.4%	10,466	5.6%	544	1.9%	363	4.1%	1,406	4.5%	50	3.6%	48	2.4%
	Emeryville	2,995	0.7%	1,370	0.7%	182	0.6%	72	0.8%	296	0.9%	***	***	28	1.4%
	Oakland	141,554	31.2%	70,167	37.5%	12,093	43.1%	4,990	57.0%	12,952	41.3%	437	31.5%	1,038	51.0%
	Piedmont	545	0.1%	130	0.1%	***	***	***	***	37	0.1%	***	***	0	0.0%
Tri-City	Fremont	39,298	8.7%	12,295	6.6%	2,074	7.4%	401	4.6%	3,135	10.0%	30	2.2%	173	8.5%
	Newark	9,302	2.0%	2,724	1.5%	388	1.4%	83	0.9%	728	2.3%	14	1.0%	27	1.3%
	Union City	14,332	3.2%	4,481	2.4%	569	2.0%	78	0.9%	1,396	4.5%	16	1.2%	59	2.9%
Central County	Castro Valley	10,782	2.4%	3,134	1.7%	356	1.3%	64	0.7%	682	2.2%	34	2.4%	43	2.1%
	Hayward	64,881	14.3%	22,965	12.3%	3,603	12.8%	1,089	12.4%	3,726	11.9%	147	10.6%	275	13.5%
	San Leandro	32,281	7.1%	12,307	6.6%	1,482	5.3%	232	2.7%	2,779	8.9%	80	5.8%	113	5.6%
	San Lorenzo	7,382	1.6%	2,368	1.3%	231	0.8%	38	0.4%	591	1.9%	13	0.9%	18	0.9%
Tri-Valley	Dublin	8,508	1.9%	2,447	1.3%	260	0.9%	46	0.5%	720	2.3%	***	***	32	1.6%
	Livermore	13,243	2.9%	4,278	2.3%	549	2.0%	189	2.2%	727	2.3%	37	2.7%	59	2.9%
	Pleasanton	8,096	1.8%	2,055	1.1%	259	0.9%	24	0.3%	599	1.9%	18	1.3%	41	2.0%
Other	Other	12,237	2.7%	2,729	1.5%	755	2.7%	157	1.8%	114	0.4%	454	32.7%	26	1.3%
Residence Totals		454,200		187,195		28,088		8,748		31,327		1,389		2,034	

Data in this report represent estimates of service delivery units and summary counts. Actual counts may vary from 0% to 5% from similarly published reports.

These individuals receive aid from one or more county programs, listed by city of residence. The total excludes Adult & Aging and doesn't sum all programs, as some are enrolled in multiple.
 *** Per California Department of Social Services guidelines (2019), data for groups under 11 has been suppressed to protect privacy.

Cases by Program and City of Residence | NOV 2024

		Medi-Cal		CalFresh		CalWORKs		GA		IHSS		Child Welfare		Child Care	
North County	Alameda	8,462	3.5%	3,270	3.4%	255	3.2%	142	1.8%	1,346	4.3%	39	2.8%	49	2.4%
	Albany	1,655	0.7%	527	0.6%	26	0.3%	16	0.2%	93	0.3%	***	***	***	***
	Berkeley	11,382	4.7%	8,938	9.4%	191	2.4%	361	4.6%	1,406	4.5%	50	3.6%	48	2.4%
	Emeryville	2,030	0.8%	927	1.0%	62	0.8%	72	0.9%	296	0.9%	***	***	28	1.4%
	Oakland	87,760	36.1%	41,698	43.9%	4,053	51.6%	4,962	62.7%	12,952	41.3%	437	31.5%	1,038	51.0%
	Piedmont	426	0.2%	96	0.1%	***	***	***	***	37	0.1%	***	***	0	0.0%
Tri-City	Fremont	23,461	9.7%	6,600	7.0%	566	7.2%	392	5.0%	3,135	10.0%	30	2.2%	173	8.5%
	Newark	5,616	2.3%	1,503	1.6%	119	1.5%	79	1.0%	728	2.3%	14	1.0%	27	1.3%
	Union City	8,833	3.6%	2,538	2.7%	158	2.0%	77	1.0%	1,396	4.5%	16	1.2%	59	2.9%
Central County	Castro Valley	6,299	2.6%	1,710	1.8%	112	1.4%	63	0.8%	682	2.2%	34	2.4%	43	2.1%
	Hayward	37,883	15.6%	12,535	13.2%	1,151	14.6%	1,076	13.6%	3,726	11.9%	147	10.6%	275	13.5%
	San Leandro	18,608	7.7%	6,781	7.1%	495	6.3%	230	2.9%	2,779	8.9%	80	5.8%	113	5.6%
	San Lorenzo	4,363	1.8%	1,385	1.5%	81	1.0%	37	0.5%	591	1.9%	13	0.9%	18	0.9%
Tri-Valley	Dublin	5,145	2.1%	1,321	1.4%	79	1.0%	39	0.5%	720	2.3%	***	***	32	1.6%
	Livermore	7,996	3.3%	2,366	2.5%	178	2.3%	185	2.3%	727	2.3%	37	2.7%	59	2.9%
	Pleasanton	5,033	2.1%	1,196	1.3%	80	1.0%	24	0.3%	599	1.9%	18	1.3%	41	2.0%
Other	Other	8,123	3.3%	1,551	1.6%	250	3.2%	156	2.0%	114	0.4%	454	32.7%	26	1.3%
Total		243,075		94,942		7,859		7,912		31,327		1,389		2,034	

Data in this report represent estimates of service delivery units and summary counts. Actual counts may vary from 0% to 5% from similarly published reports.

Total cases in Medi-Cal, CalFresh, CalWORKs, and General Assistance reflect the number of families aided, while cases in IHSS, APS, Child Welfare, and Child Care represent individuals aided.

*** Per California Department of Social Services guidelines (2019), data for groups under 11 has been suppressed to protect privacy.

CalWORKs

Two Parent Families: Families with children living in the home with two non-disabled, natural or adoptive parents.

Safety Net: Families with children living in the home whose natural or adoptive parents are ineligible or excluded from receiving assistance.

Temporary Assistance for Needy Families (TANF) Timed-Out: Families with children living in the home whose parents are ineligible to receive assistance because an adult head-of-household or spouse of a head-of-household has received federal TANF assistance for a total of 48 cumulative months.

Child-Only (Zero Parent): Families with children living in the home whose parents are ineligible to receive assistance.

CalFresh

Non-Assistance CalFresh Individuals: Client receives CalFresh assistance but does not receive a monthly cash grant under the California Work Opportunity and Responsibility to Kids (CalWORKs) program or other state-funded program.

All CalFresh Individuals: All clients receiving CalFresh.

Non-Assistance CalFresh Caseloads: Non-Assistance CalFresh recipients are those who get CalFresh each month, but do not receive a monthly cash grant under the California Work Opportunity and Responsibility to Kids (CalWORKs) program.

All CalFresh Caseloads: All cases receiving CalFresh.

Child Welfare

Non-Minor Dependents: Youth ages 18-20 in Extended Foster Care under AB12.

SILP: Supervised Independent Living Placement.

Guardian Home: Placement with court-appointed legal guardian.

Relative/NREFM: Relative/Non-Relative Extended Family Member.

Group Home: 24-Hour staffed residential and/or treatment facility for foster youth.

Foster Family Home: County licensed foster care home.

Foster Family Agency Home: Foster home certified by a Foster Family Agency.

STRTP: Short Term Residential Therapeutic Program.

THP+FC: Transitional Housing Program plus Foster Care, which provides supportive housing for older teens and non-minor dependents.

Child Care

CalWORKs Stage One: Supports a family's access to immediate and continuous child care as parents/caregivers participate in their welfare-to-work activities.

California Alternative Payment Program (CAPP): Provides child care to low to moderate income families. Families must be working, enrolled in training towards a vocational goal, physically or mentally incapacitated, or seeking employment.

Foster Care Child Care Allowance Program (FCCCAP): Provides a time limited "bridge" to longer term child care solutions. The program is used at the time of placement to stabilize children in the best possible setting.

Single Parent: Sole parent/caretaker who lives with and is legally/financially responsible for the child.

Licensed Family Child Care (FCC): A business which provides child care in an individual's private home. FCCs vary widely from a home that can care for a few children up to a large family child care home that cares for up to 14 children.

Center-Based Program (also known as "Child Care Center" or "Day Care Center"): Any child care facility of any capacity, other than a family child care home as defined in Education Code Section 102352f.(1).

License-Exempt: Child care providers who can operate legally without a license.

The 'Other' category in this report includes responses with no data, declined answers, data entry or spelling errors, and/or categories representing less than 1% of the total

Program | Data Sources | Methodology

Workforce & Benefits Admin | CalSAWS | Custom data extract provided by program staff

Children & Family Services | CWS-CMS, SafeMeasures | Custom data extract provided by program staff, Open Cases Report

Adult & Aging Services | LEAP, CMIPS II | Custom data extract provided by program staff and ITD

Govt & Community Relations | Child Care | Multiple contractor database | Custom data extract provided by contract staff

***To comply with California Department of Social Services Data De-Identification Reference Guide (2019), data representing fewer than 11 individuals has been suppressed to protect privacy and prevent potential identification of specific persons. See

[California Department of Social Services Data De-Identification Reference Guide](#)