

OCTOBER 2024



Alameda County
Social Services Agency



SOCIAL SERVICES AGENCY MONTHLY REPORT

This report provides a summary of Child Welfare Services, CalWORKs, CalFresh, Medi-Cal, General Assistance, Adult Protective Services, In-Home Supportive Services, Area Agency on Aging, and Child Care programs by persons and cases per month. Our agency serves almost one in three Alameda County residents. We work collectively and in partnership with over 140 organizations to serve the needs of the community. The data represent estimates of service delivery units and summary counts in September 2024 unless otherwise specified. Actual counts may vary from 0% to 5% from similarly published reports.

Our Mission

To promote the economic and social well-being of individuals, families, neighborhoods, and communities.

Child Welfare

Child Welfare (CW) provides services to improve the lives of children and families in Alameda County by serving children and youth who have experienced, or are at risk of experiencing, abuse or neglect.

1,423 All Cases

0% Since Sep 23

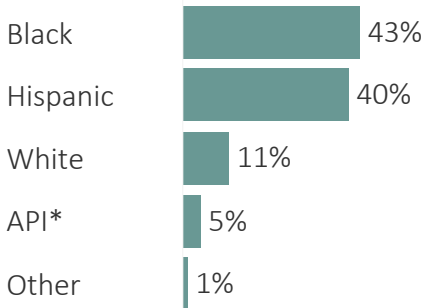
1,160 Cases (0-17)

-2% Since Sep 23

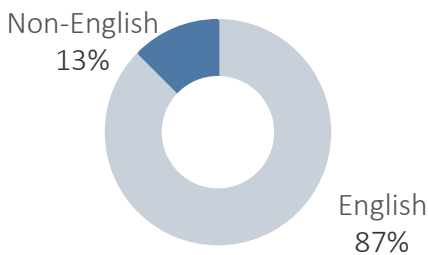
263 Cases (18+)

+12% Since Sep 23

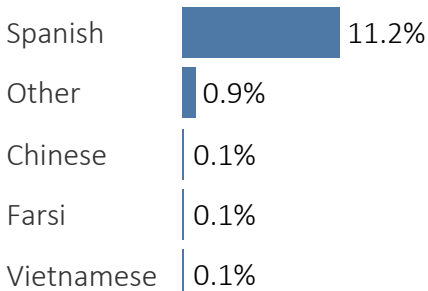
Ethnicity



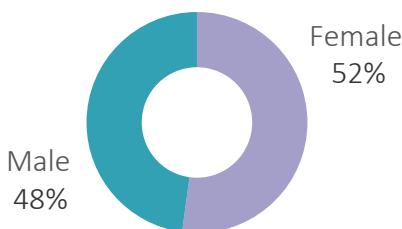
Language



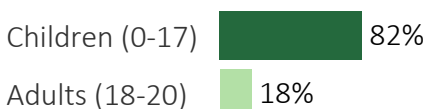
% Non-English



Gender



Age



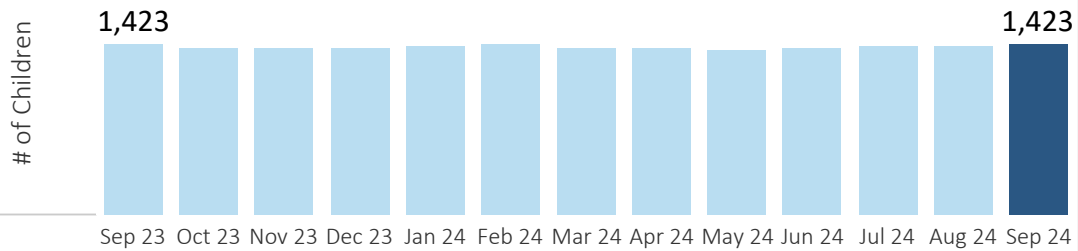
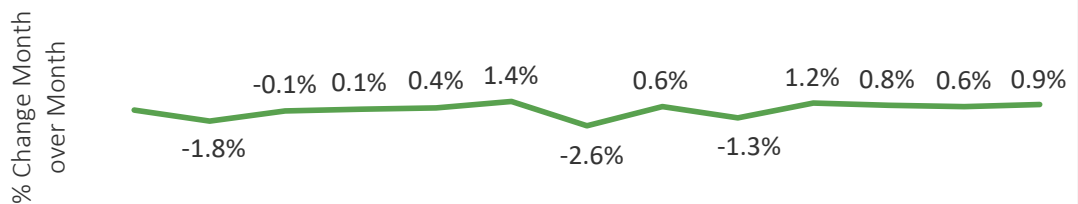
724 Placements (0-17)

+2% Since Sep 23

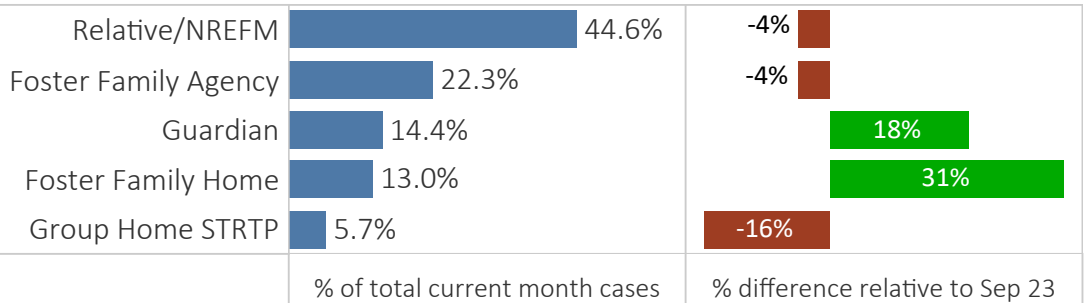
226 Placements (18-20)

+12% Since Sep 23

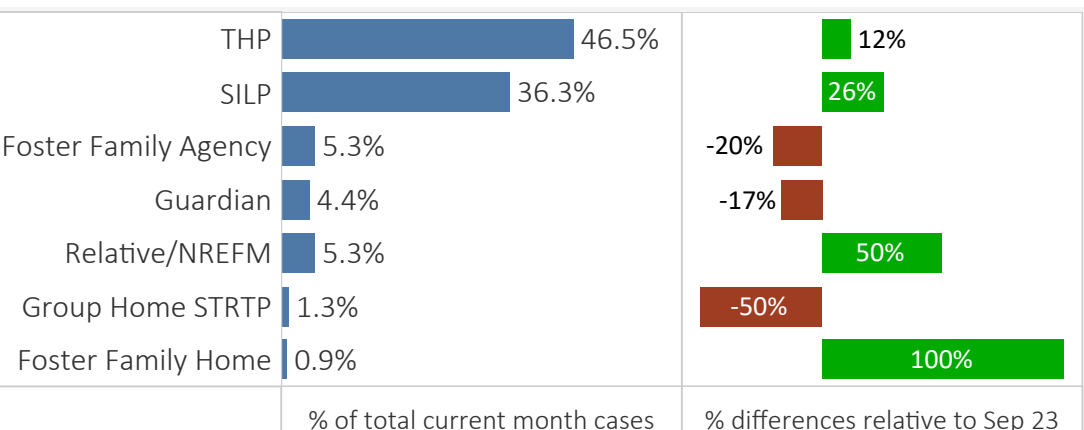
Child Welfare Cases



Children (0-17) in Placement by Placement Type



AB 12: Non-Minor Dependent Youth (18+) by Placement Type



CalWORKs

The California Work Opportunity and Responsibility to Kids (CalWORKs) Program provides time-limited cash aid, employment assistance and employment support services to eligible adults with children.

28.3K Individuals

+16.8% Since Sep 23

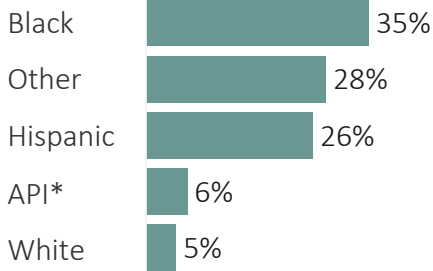
7.9K Cases

+14.7% Since Sep 23

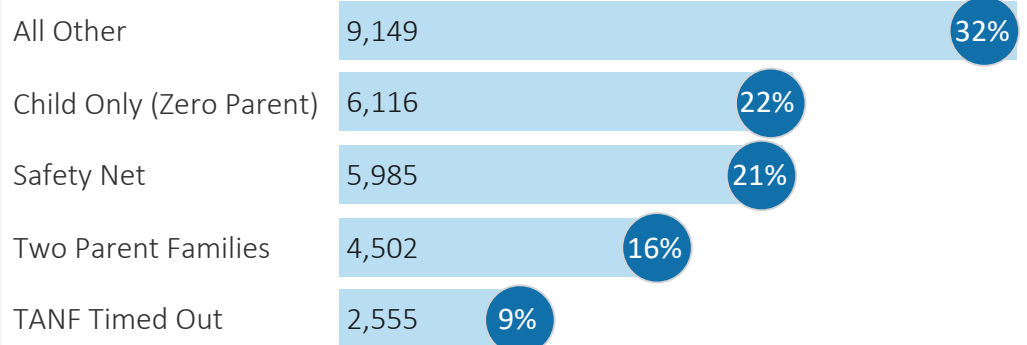
\$8.9M Benefits

Issued Sep 24

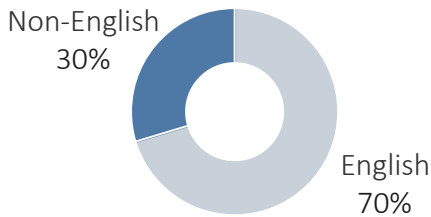
Ethnicity



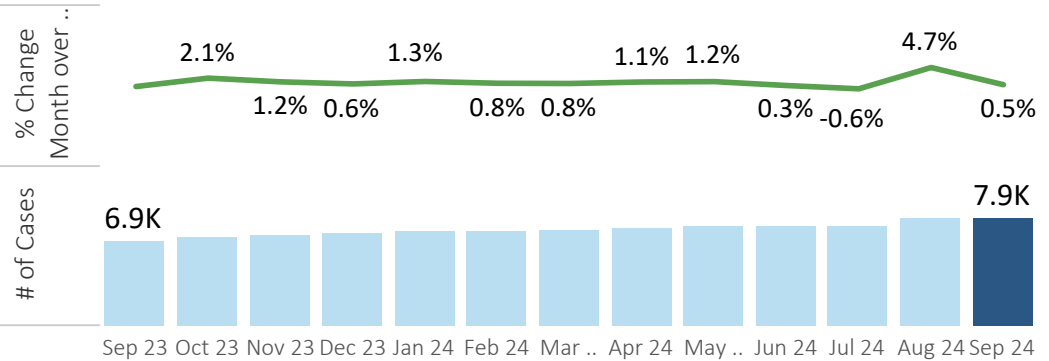
CalWORKs Type



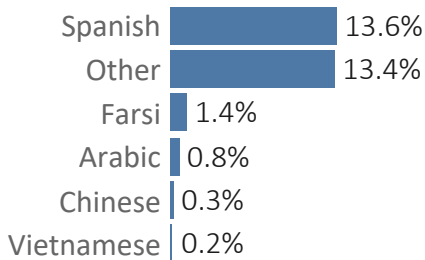
Language



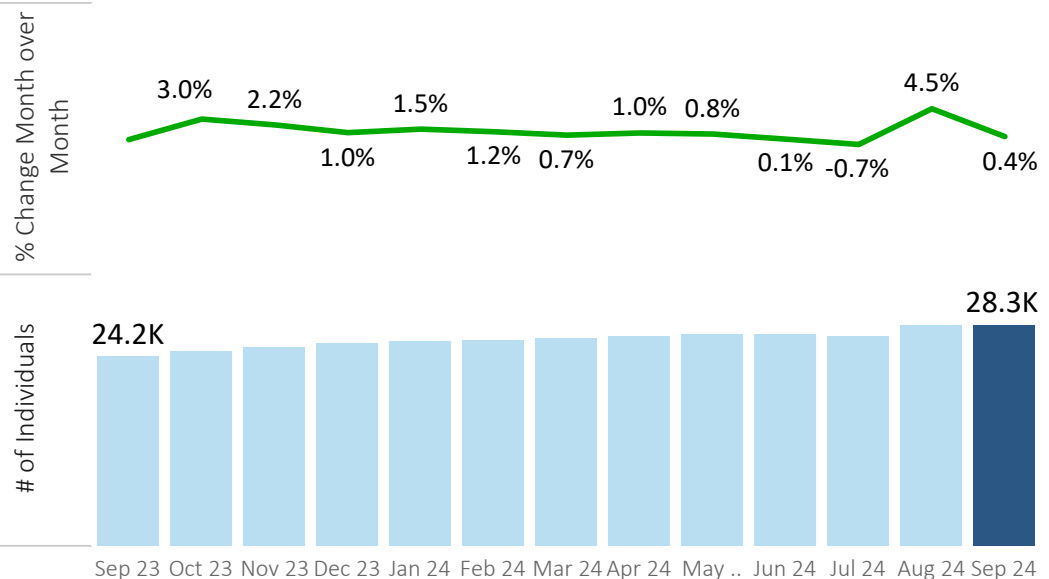
CalWORKs Cases



% Non-English



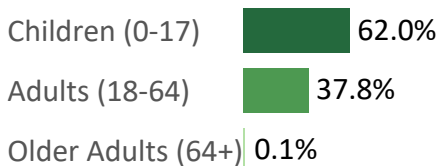
CalWORKs Individuals



Gender



Age



CalFresh

CalFresh (formerly known as Food Stamps) is California's version of the federal Supplemental Nutrition Assistance Program (SNAP). The CalFresh program helps to improve the health and well-being of qualified households and individuals by providing them a means to meet their nutritional needs.

188.7K Individuals

+6.6% Since Sep 23

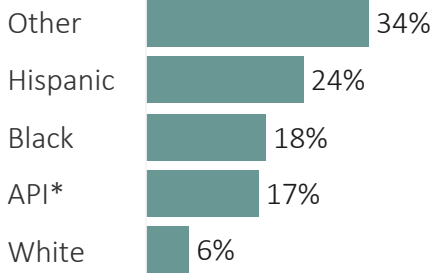
95.7K Cases

+8.4% Since Sep 23

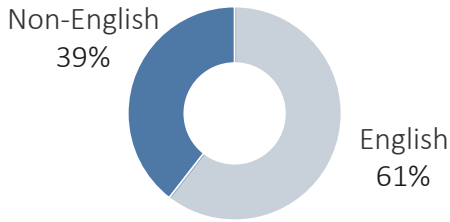
\$33.0M Benefits

Issued Sep 24

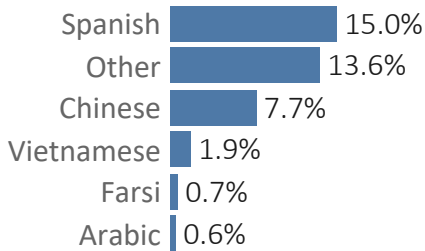
Ethnicity



Language



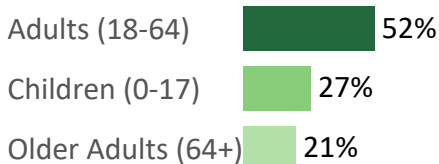
% Non-English



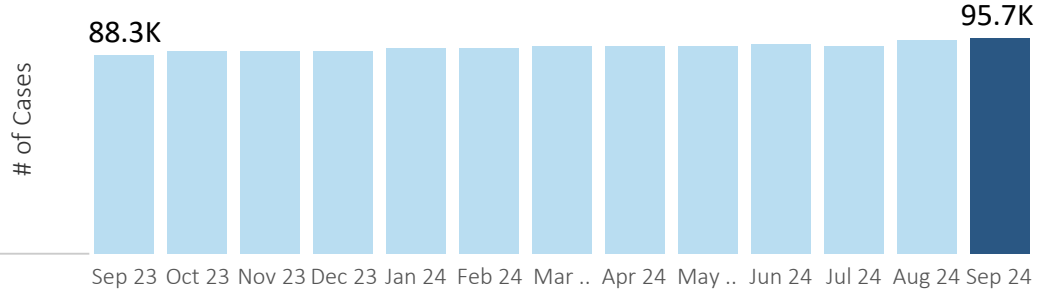
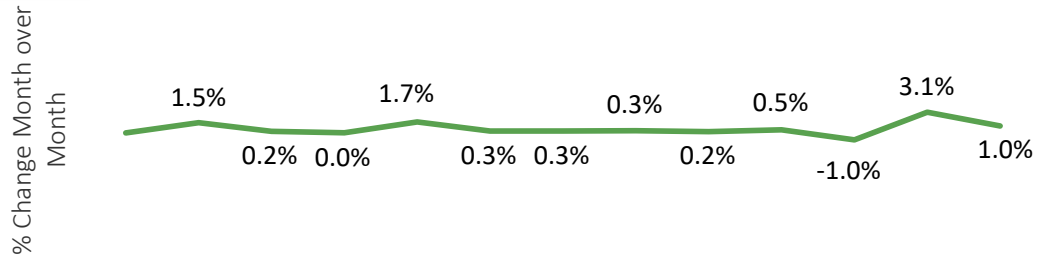
Gender



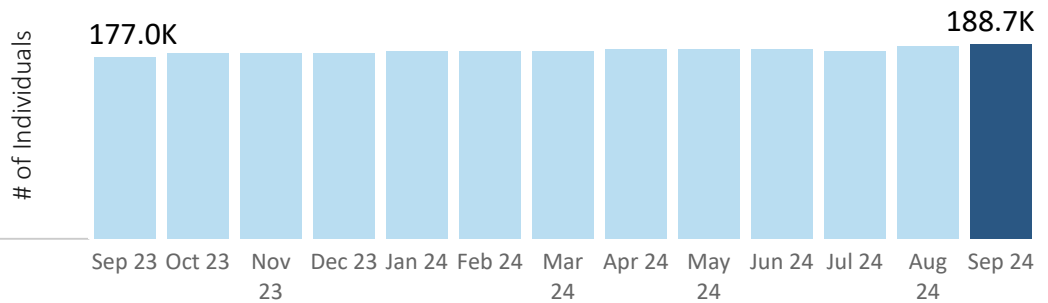
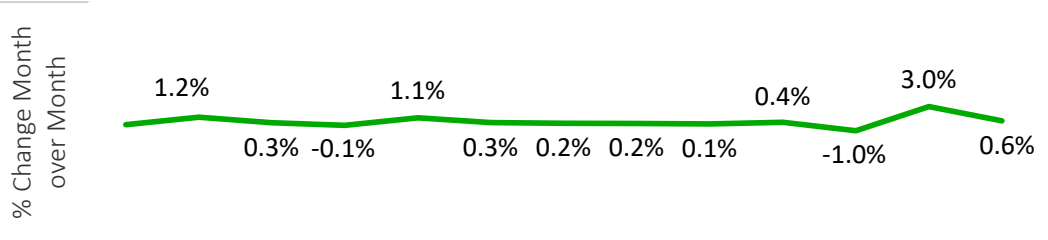
Age



CalFresh Cases



CalFresh Individuals



Public Assistance & Non-Assistance

Non-Assistance CalFresh Individuals: Client receives CalFresh assistance but does not receive a monthly cash grant under the California Work Opportunity and Responsibility to Kids (CalWORKs) program or other state-funded program.



Medi-Cal

Medi-Cal is a public health insurance program which provides needed health care services for low-income individuals including families with children, older adults, persons with disabilities, foster care, pregnant women, and low income people with specific diseases such as tuberculosis, breast cancer, or HIV/AIDS. Medi-Cal is financed equally by the state and federal government.

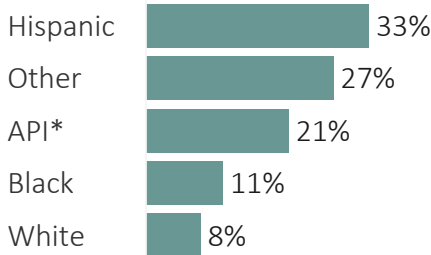
456.0K Individuals

- 1.3% Since Sep 23

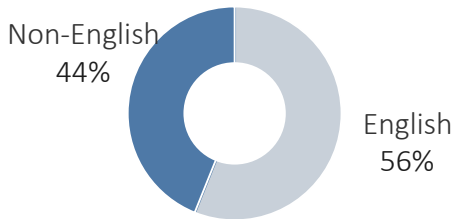
243.3K Cases

+1.2% Since Sep 23

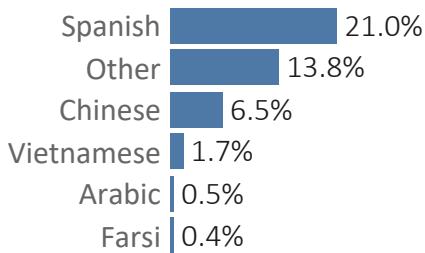
Ethnicity



Language



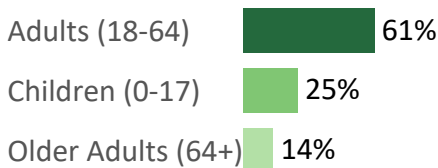
% Non-English




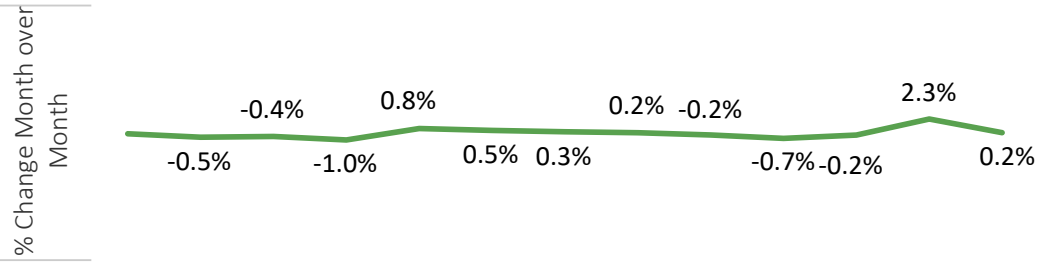
Gender



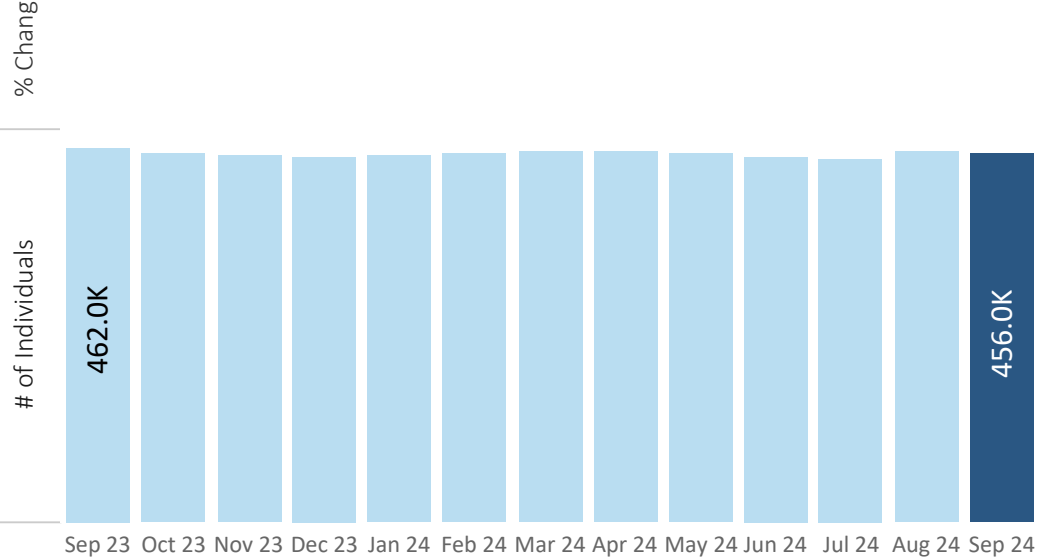
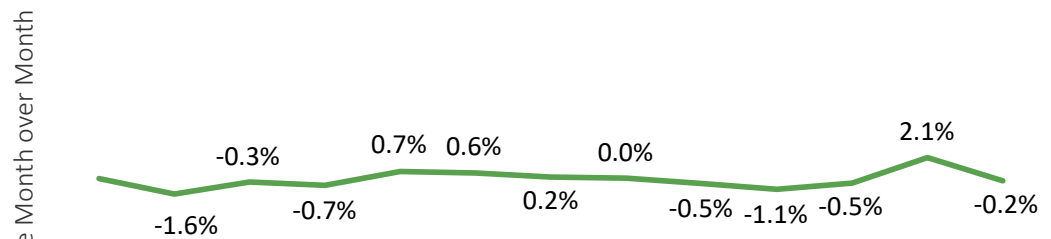
Age



Medi-Cal Cases



Medi-Cal Individuals



General Assistance

General Assistance (GA) provides cash aid to indigent adults and emancipated minors who are legal residents of Alameda County and who have no other means of support.

8.7K Individuals

+17.5% Since Sep 23

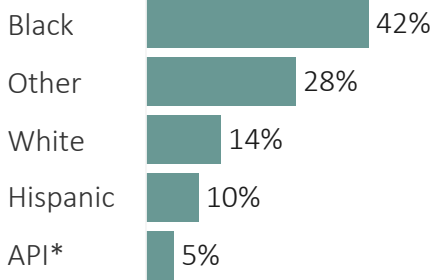
7.9K Cases

+17.6% Since Sep 23

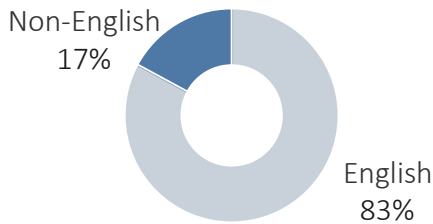
\$3.0M Benefits

Issued Sep 24

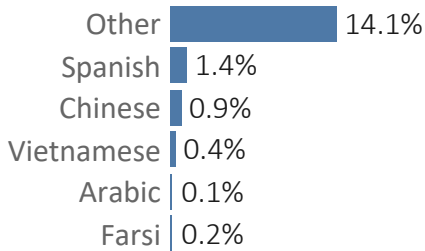
Ethnicity



Language



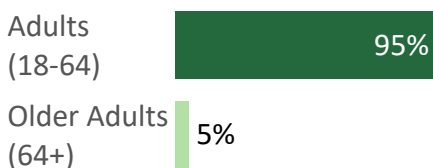
% Non-English



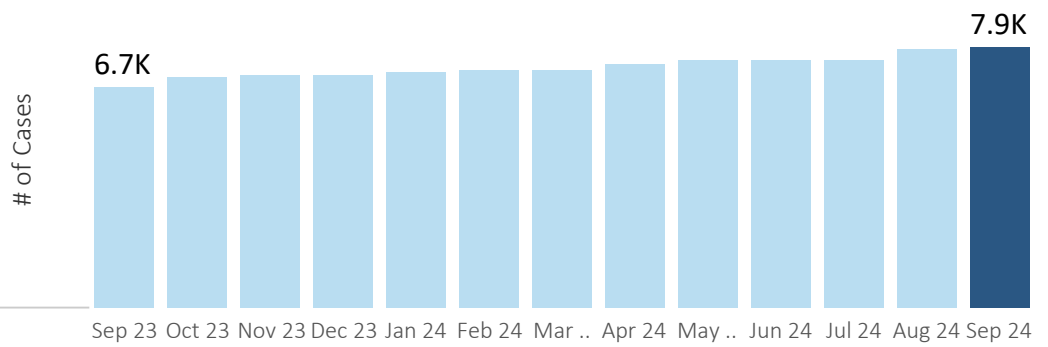
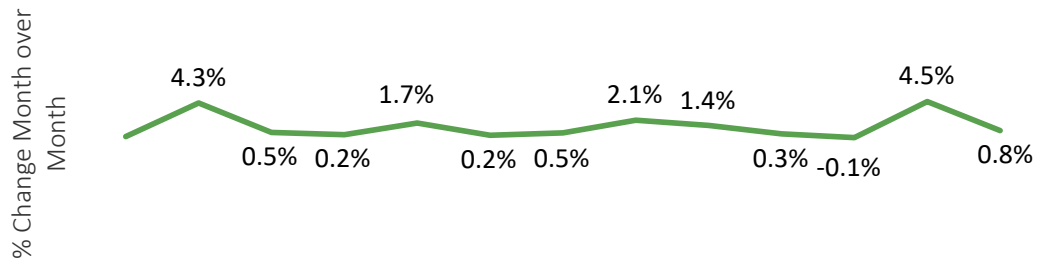
Gender



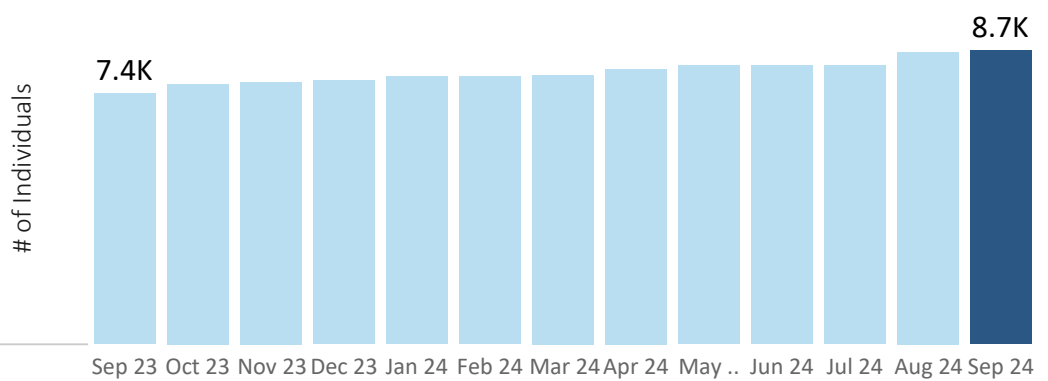
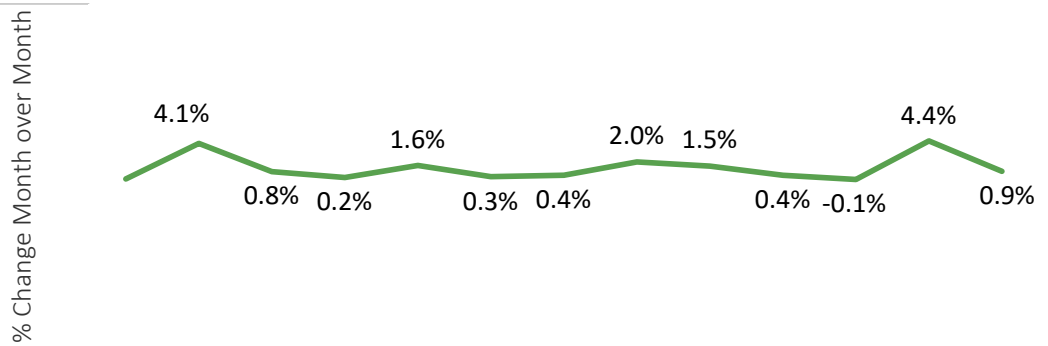
Age



General Assistance Cases



General Assistance Individuals



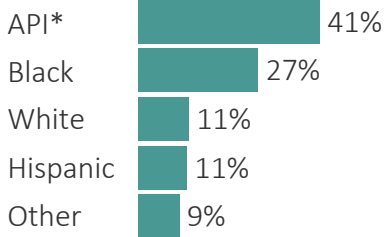
IHSS

In-Home Supportive Services (IHSS) provides in-home care for the elderly and persons with disabilities to support them in their own homes and communities, rather than placing them in more restrictive and expensive institutional care settings.

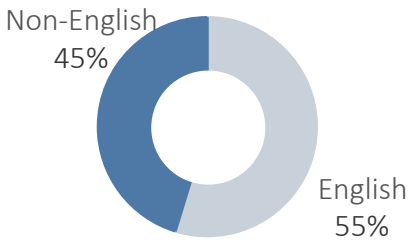
31.0K Individuals

+10% Since Sep 23

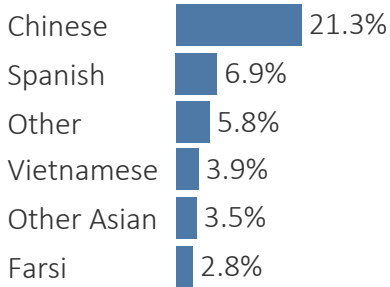
Ethnicity



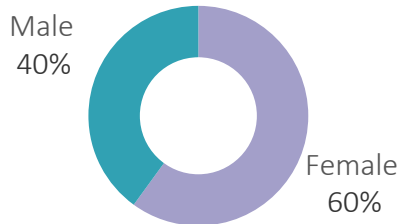
Language




% Non-English



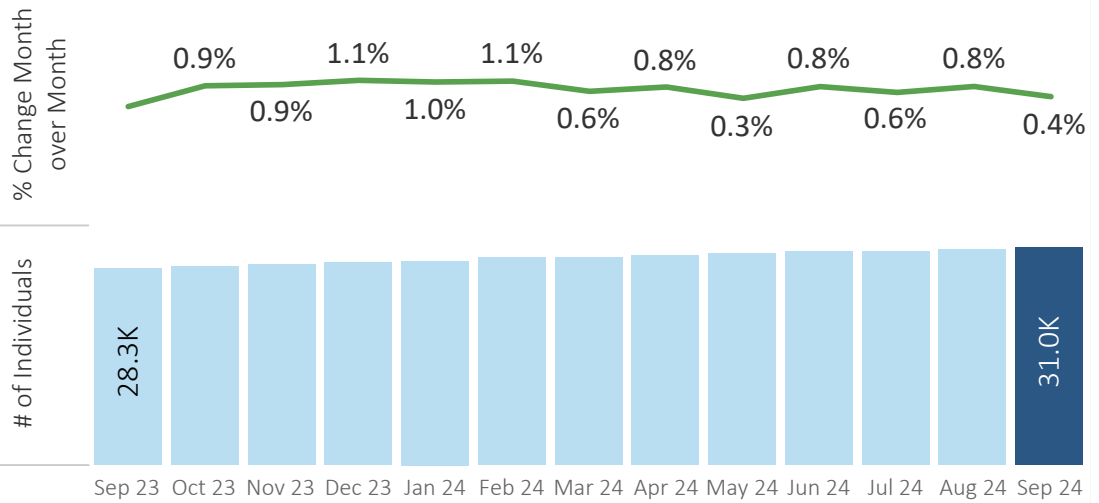
Gender



Age



IHSS Individuals



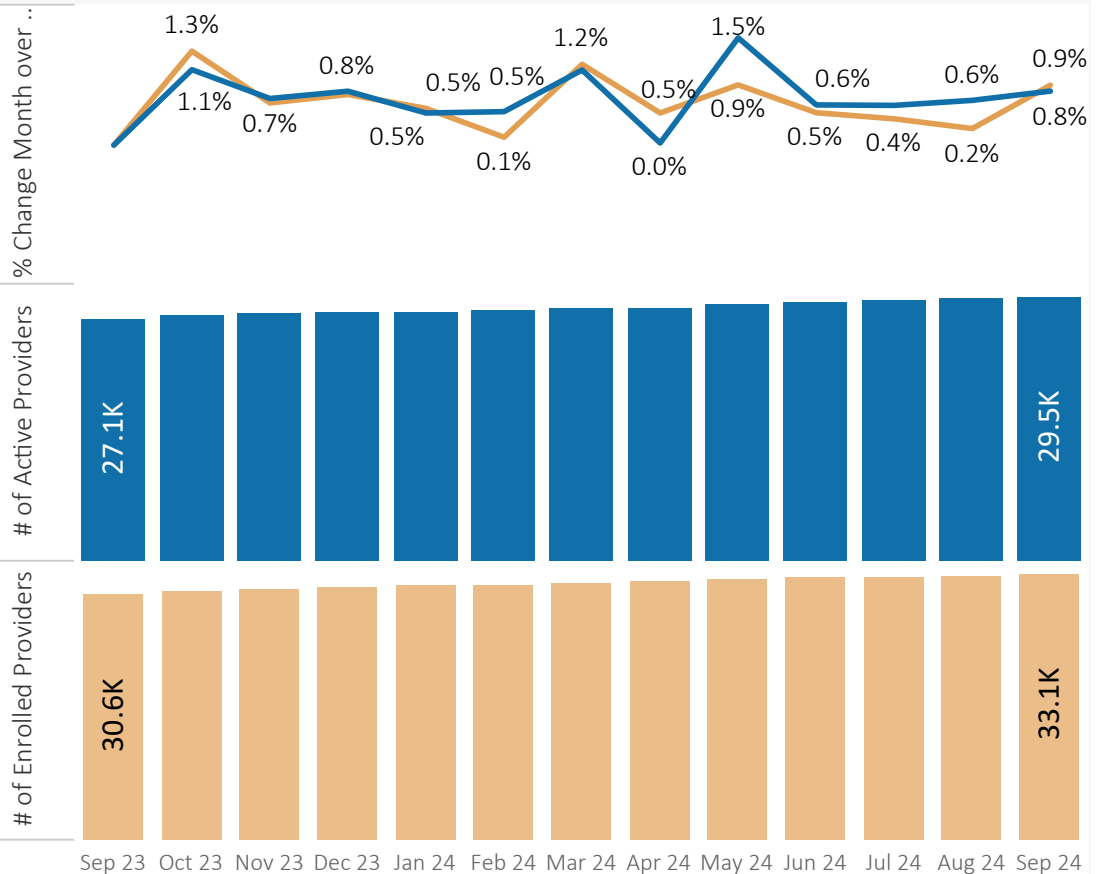
33.1K Enrolled Providers

+8.0% Since Sep 23

29.5K Active Providers

+9% Since Sep 23

Active vs Enrolled IHSS Providers



Child Care

Child care subsidies are made available to eligible families on a time-limited basis. These subsidies are vital to finding and maintaining employment, education, and training for families and providing an opportunity to support a child's development.

1,968 Children

+10% Since Sep 23

1,656 Stage 1

+13% Since Sep 23

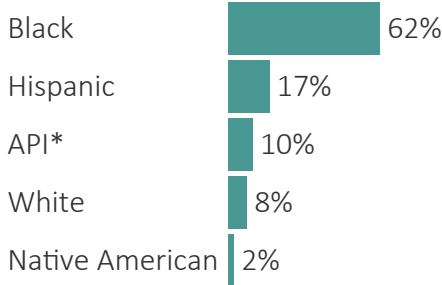
263 CAPP

+0% Since Sep 23

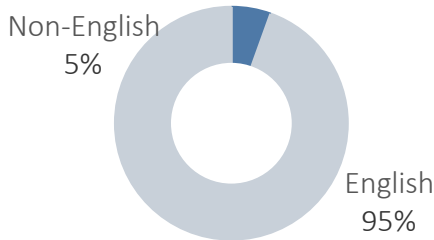
49 FCCCAP

- 20% Since Sep 23

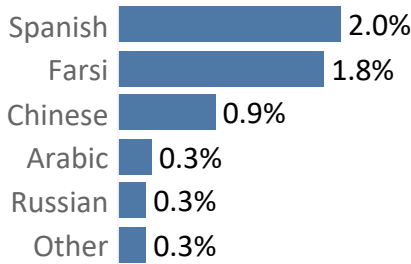
Ethnicity



Language



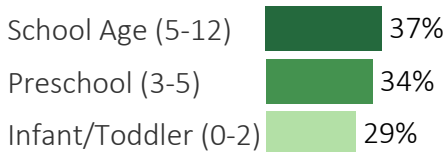
% Non-English



Gender

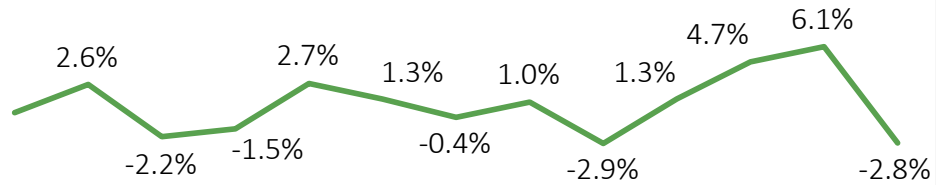


Age

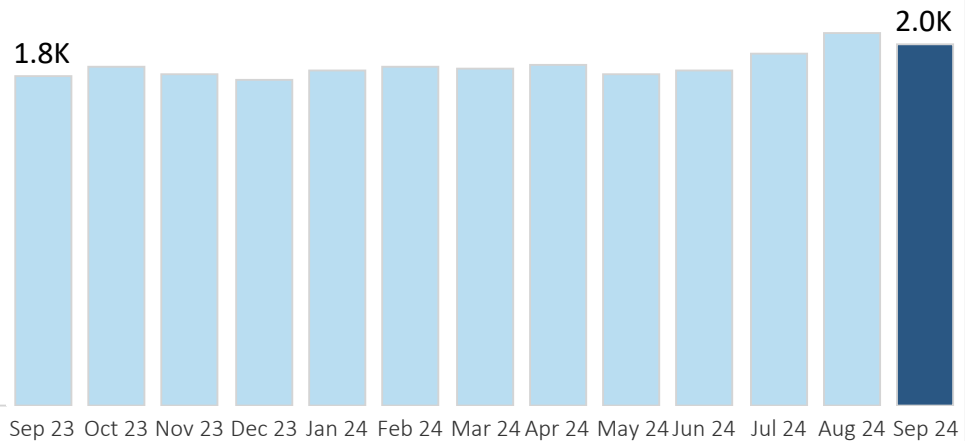


Child Care Individuals

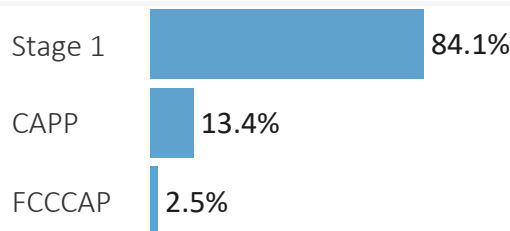
% Change Month over Month



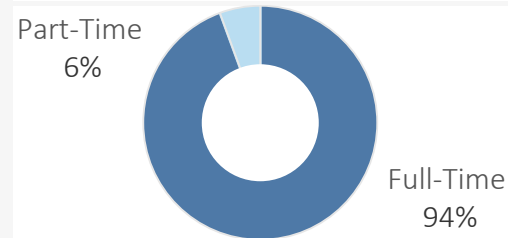
of Individuals



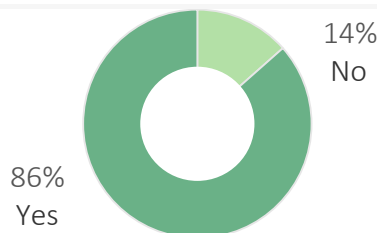
Child Care Individuals



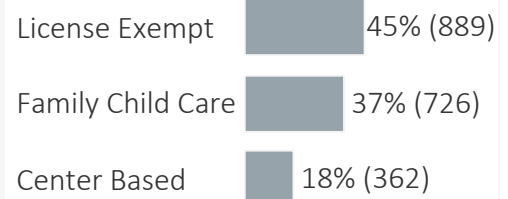
Full vs. Part-Time



Single Parent



Provider Type



Demographics by Program - Individuals | OCT 2024

		Medi-Cal		CalFresh		CalWORKs		GA		IHSS		Child Welfare		Child Care	
Older Adults (65+) Child Care (5-12)	Female	36,787	8.1%	23,543	12.5%	***	***	215	2.5%	12,635	40.7%	0	0.0%	360	18.3%
	Male	26,449	5.8%	15,928	8.4%	31	0.1%	194	2.2%	6,491	20.9%	0	0.0%	370	18.8%
	Undefined	***	***	***	***	0	0.0%	0	0.0%	0	0.0%	0	0.0%	0	0.0%
Adults (18-64) Child Care (3-5)	Female	146,800	32.2%	56,498	29.9%	8,467	29.9%	2,905	33.3%	5,421	17.5%	151	10.6%	333	16.9%
	Male	129,830	28.5%	41,589	22.0%	2,243	7.9%	5,407	62.0%	4,629	14.9%	120	8.4%	341	17.3%
	Undefined	***	***	***	***	0	0.0%	0	0.0%	0	0.0%	0	0.0%	0	0.0%
Children (0-17) Child Care (0-2)	Female	56,685	12.4%	25,136	13.3%	8,648	30.6%	0	0.0%	572	1.8%	591	41.5%	272	13.8%
	Male	59,404	13.0%	26,011	13.8%	8,910	31.5%	0	0.0%	1,293	4.2%	560	39.4%	291	14.8%
	Undefined	***	***	0	0.0%	0	0.0%	0	0.0%	0	0.0%	***	***	***	***
Age & Gender Totals		455,968		188,712		28,306		8,721		31,041		1,423		1,968	
API*		94,583	20.7%	32,365	17.2%	1,827	6.5%	454	5.2%	12,755	41.1%	66	4.6%	199	10.1%
Black		50,825	11.1%	34,227	18.1%	9,809	34.7%	3,658	41.9%	8,453	27.2%	604	42.4%	1,224	62.2%
Hispanic		148,747	32.6%	45,432	24.1%	7,334	25.9%	859	9.8%	3,402	11.0%	550	38.7%	332	16.9%
Native American		941	0.2%	444	0.2%	69	0.2%	53	0.6%	88	0.3%	14	1.0%	48	2.4%
Other		123,339	27.0%	63,346	33.6%	7,898	27.9%	2,382	27.3%	2,781	9.0%	23	1.6%	17	0.9%
White		37,533	8.2%	12,898	6.8%	1,369	4.8%	1,315	15.1%	3,562	11.5%	166	11.7%	148	7.5%
Ethnicity Totals		455,968		188,712		28,306		8,721		31,041		1,423		1,968	
English		255,819	56.1%	114,188	60.5%	19,917	70.4%	7,231	82.9%	16,988	54.7%	1,243	87.4%	1,860	94.5%
Cambodian		452	0.1%	395	0.2%	***	***	***	***	268	0.9%	***	***	0	0.0%
Chinese		29,818	6.5%	14,609	7.7%	93	0.3%	77	0.9%	6,559	21.1%	***	***	17	0.9%
Farsi		1,825	0.4%	1,351	0.7%	399	1.4%	15	0.2%	851	2.7%	***	***	36	1.8%
Other		63,549	13.9%	25,591	13.6%	3,996	14.1%	1,221	14.0%	1,964	6.3%	23	1.6%	15	0.8%
Other Asian		1,227	0.3%	635	0.3%	***	***	***	***	1,087	3.5%	0	0.0%	0	0.0%
Spanish		95,716	21.0%	28,364	15.0%	3,836	13.6%	125	1.4%	2,122	6.8%	151	10.6%	39	2.0%
Vietnamese		7,562	1.7%	3,579	1.9%	49	0.2%	39	0.4%	1,202	3.9%	***	***	***	***
Language Totals		455,968		188,712		28,306		8,721		31,041		1,423		1,968	

Data in this report represent estimates of service delivery units and summary counts. Actual counts may vary from 0% to 5% from similarly published reports.

*Asian/Pacific Islander

** as of January 2022, APS Age Groups are Adults (18-59) and Older Adults (60+)

*** Per California Department of Social Services guidelines (2019), data for groups under 11 has been suppressed to protect privacy.

Individuals by Program and City of Residence | OCT 2024

		Medi-Cal		CalFresh		CalWORKs		GA		IHSS		Child Welfare		Child Care	
North County	Alameda	71,016	15.6%	32,755	17.4%	4,753	16.8%	906	10.4%	1,331	4.3%	50	3.5%	47	2.4%
	Albany	2,919	0.6%	896	0.5%	88	0.3%	17	0.2%	93	0.3%	***	***	***	***
	Berkeley	15,389	3.4%	10,595	5.6%	540	1.9%	366	4.2%	1,390	4.5%	51	3.6%	50	2.5%
	Emeryville	3,006	0.7%	1,409	0.7%	186	0.7%	75	0.9%	295	1.0%	***	***	24	1.2%
	Oakland	142,053	31.2%	70,551	37.4%	12,197	43.1%	4,957	56.8%	12,880	41.5%	445	31.3%	1,020	51.8%
	Piedmont	547	0.1%	129	0.1%	***	***	***	***	37	0.1%	***	***	0	0.0%
Tri-City	Fremont	39,377	8.6%	12,266	6.5%	2,078	7.3%	404	4.6%	3,090	10.0%	37	2.6%	164	8.3%
	Newark	9,331	2.0%	2,812	1.5%	396	1.4%	80	0.9%	728	2.3%	14	1.0%	25	1.3%
	Union City	14,461	3.2%	4,482	2.4%	536	1.9%	83	1.0%	1,386	4.5%	14	1.0%	56	2.8%
Central County	Castro Valley	10,770	2.4%	3,146	1.7%	373	1.3%	64	0.7%	681	2.2%	34	2.4%	39	2.0%
	Hayward	65,039	14.3%	23,193	12.3%	3,609	12.7%	1,077	12.3%	3,678	11.8%	146	10.3%	245	12.4%
	San Leandro	32,450	7.1%	12,380	6.6%	1,455	5.1%	240	2.8%	2,753	8.9%	83	5.8%	118	6.0%
	San Lorenzo	7,383	1.6%	2,370	1.3%	240	0.8%	40	0.5%	584	1.9%	12	0.8%	17	0.9%
Tri-Valley	Dublin	8,463	1.9%	2,443	1.3%	253	0.9%	44	0.5%	705	2.3%	***	***	33	1.7%
	Livermore	13,309	2.9%	4,334	2.3%	562	2.0%	194	2.2%	711	2.3%	40	2.8%	58	2.9%
	Pleasanton	8,075	1.8%	2,039	1.1%	261	0.9%	23	0.3%	593	1.9%	17	1.2%	42	2.1%
Other	Other	12,380	2.7%	2,912	1.5%	771	2.7%	150	1.7%	106	0.3%	461	32.4%	25	1.3%
Residence Totals		455,968		188,712		28,306		8,721		31,041		1,423		1,968	

Data in this report represent estimates of service delivery units and summary counts. Actual counts may vary from 0% to 5% from similarly published reports.

These individuals receive aid from one or more county programs, listed by city of residence. The total excludes Adult & Aging and doesn't sum all programs, as some are enrolled in multiple.

*** Per California Department of Social Services guidelines (2019), data for groups under 11 has been suppressed to protect privacy.

Cases by Program and City of Residence | OCT 2024

		Medi-Cal		CalFresh		CalWORKs		GA		IHSS		Child Welfare		Child Care	
North County	Alameda	8,469	3.5%	3,288	3.4%	260	3.3%	137	1.7%	1,331	4.3%	50	3.5%	47	2.4%
	Albany	1,667	0.7%	534	0.6%	27	0.3%	16	0.2%	93	0.3%	***	***	***	***
	Berkeley	11,380	4.7%	9,071	9.5%	187	2.4%	364	4.6%	1,390	4.5%	51	3.6%	50	2.5%
	Emeryville	2,039	0.8%	949	1.0%	62	0.8%	75	1.0%	295	1.0%	***	***	24	1.2%
	Oakland	87,793	36.1%	41,892	43.8%	4,091	51.7%	4,928	62.6%	12,880	41.5%	445	31.3%	1,020	51.8%
	Piedmont	428	0.2%	94	0.1%	***	***	***	***	37	0.1%	***	***	0	0.0%
Tri-City	Fremont	23,435	9.6%	6,586	6.9%	570	7.2%	391	5.0%	3,090	10.0%	37	2.6%	164	8.3%
	Newark	5,620	2.3%	1,534	1.6%	122	1.5%	77	1.0%	728	2.3%	14	1.0%	25	1.3%
	Union City	8,885	3.7%	2,538	2.7%	151	1.9%	82	1.0%	1,386	4.5%	14	1.0%	56	2.8%
Central County	Castro Valley	6,315	2.6%	1,736	1.8%	119	1.5%	63	0.8%	681	2.2%	34	2.4%	39	2.0%
	Hayward	37,849	15.6%	12,651	13.2%	1,153	14.6%	1,063	13.5%	3,678	11.8%	146	10.3%	245	12.4%
	San Leandro	18,657	7.7%	6,799	7.1%	486	6.1%	239	3.0%	2,753	8.9%	83	5.8%	118	6.0%
	San Lorenzo	4,352	1.8%	1,388	1.5%	84	1.1%	39	0.5%	584	1.9%	12	0.8%	17	0.9%
Tri-Valley	Dublin	5,127	2.1%	1,333	1.4%	77	1.0%	37	0.5%	705	2.3%	***	***	33	1.7%
	Livermore	8,003	3.3%	2,391	2.5%	182	2.3%	190	2.4%	711	2.3%	40	2.8%	58	2.9%
	Pleasanton	5,011	2.1%	1,192	1.2%	81	1.0%	23	0.3%	593	1.9%	17	1.2%	42	2.1%
Other	Other	8,265	3.4%	1,697	1.8%	253	3.2%	150	1.9%	106	0.3%	461	32.4%	25	1.3%
Total		243,295		95,673		7,908		7,875		31,041		1,423		1,968	

Data in this report represent estimates of service delivery units and summary counts. Actual counts may vary from 0% to 5% from similarly published reports.

Total cases in Medi-Cal, CalFresh, CalWORKs, and General Assistance reflect the number of families aided, while cases in IHSS, APS, Child Welfare, and Child Care represent individuals aided.
 *** Per California Department of Social Services guidelines (2019), data for groups under 11 has been suppressed to protect privacy.

CalWORKs

Two Parent Families: Families with children living in the home with two non-disabled, natural or adoptive parents.

Safety Net: Families with children living in the home whose natural or adoptive parents are ineligible or excluded from receiving assistance.

Temporary Assistance for Needy Families (TANF) Timed-Out: Families with children living in the home whose parents are ineligible to receive assistance because an adult head-of-household or spouse of a head-of-household has received federal TANF assistance for a total of 48 cumulative months.

Child-Only (Zero Parent): Families with children living in the home whose parents are ineligible to receive assistance.

CalFresh

Non-Assistance CalFresh Individuals: Client receives CalFresh assistance but does not receive a monthly cash grant under the California Work Opportunity and Responsibility to Kids (CalWORKs) program or other state-funded program.

All CalFresh Individuals: All clients receiving CalFresh.

Non-Assistance CalFresh Caseloads: Non-Assistance CalFresh recipients are those who get CalFresh each month, but do not receive a monthly cash grant under the California Work Opportunity and Responsibility to Kids (CalWORKs) program.

All CalFresh Caseloads: All cases receiving CalFresh.

Child Welfare

Non-Minor Dependents: Youth ages 18-20 in Extended Foster Care under AB12.

SILP: Supervised Independent Living Placement.

Guardian Home: Placement with court-appointed legal guardian.

Relative/NREFM: Relative/Non-Relative Extended Family Member.

Group Home: 24-Hour staffed residential and/or treatment facility for foster youth.

Foster Family Home: County licensed foster care home.

Foster Family Agency Home: Foster home certified by a Foster Family Agency.

STRTP: Short Term Residential Therapeutic Program.

THP+FC: Transitional Housing Program plus Foster Care, which provides supportive housing for older teens and non-minor dependents.

Child Care

CalWORKs Stage One: Supports a family's access to immediate and continuous child care as parents/caregivers participate in their welfare-to-work activities.

California Alternative Payment Program (CAPP): Provides child care to low to moderate income families. Families must be working, enrolled in training towards a vocational goal, physically or mentally incapacitated, or seeking employment.

Foster Care Child Care Allowance Program (FCCCAP): Provides a time limited "bridge" to longer term child care solutions. The program is used at the time of placement to stabilize children in the best possible setting.

Single Parent: Sole parent/caretaker who lives with and is legally/financially responsible for the child.

Licensed Family Child Care (FCC): A business which provides child care in an individual's private home. FCCs vary widely from a home that can care for a few children up to a large family child care home that cares for up to 14 children.

Center-Based Program (also known as "Child Care Center" or "Day Care Center"): Any child care facility of any capacity, other than a family child care home as defined in Education Code Section 102352f.(1).

License-Exempt: Child care providers who can operate legally without a license.

The 'Other' category in this report includes responses with no data, declined answers, data entry or spelling errors, and/or categories representing less than 1% of the total

Program | Data Sources | Methodology

Workforce & Benefits Admin | CalSAWS | Custom data extract provided by program staff

Children & Family Services | CWS-CMS, SafeMeasures | Custom data extract provided by program staff, Open Cases Report

Adult & Aging Services | LEAP, CMIPS II | Custom data extract provided by program staff and ITD

Govt & Community Relations | Child Care | Multiple contractor database | Custom data extract provided by contract staff

***To comply with California Department of Social Services Data De-Identification Reference Guide (2019), data representing fewer than 11 individuals has been suppressed to protect privacy and prevent potential identification of specific persons. See

[California Department of Social Services Data De-Identification Reference Guide](#)