

# SEPTEMBER 2024



Alameda County  
Social Services Agency



## SOCIAL SERVICES AGENCY MONTHLY REPORT

This report provides a summary of Child Welfare Services, CalWORKs, CalFresh, Medi-Cal, General Assistance, Adult Protective Services, In-Home Supportive Services, Area Agency on Aging, and Child Care programs by persons and cases per month. Our agency serves almost one in three Alameda County residents. We work collectively and in partnership with over 140 organizations to serve the needs of the community. The data represent estimates of service delivery units and summary counts in August 2024 unless otherwise specified. Actual counts may vary from 0% to 5% from similarly published reports.

### Our Mission

To promote the economic and social well-being of individuals, families, neighborhoods, and communities.

# Child Welfare

Child Welfare (CW) provides services to improve the lives of children and families in Alameda County by serving children and youth who have experienced, or are at risk of experiencing, abuse or neglect.

**1,410** All Cases

-2% Since Aug 23

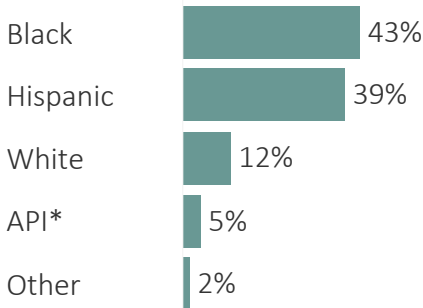
**1,149** Cases (0-17)

-4% Since Aug 23

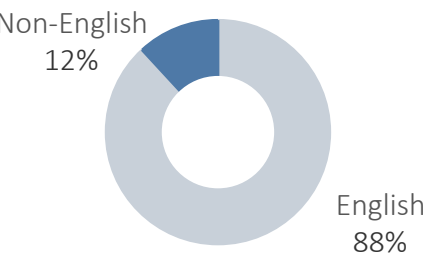
**261** Cases (18+)

+12% Since Aug 23

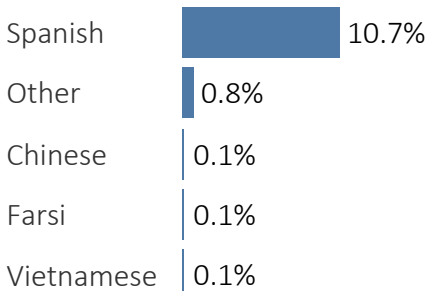
## Ethnicity



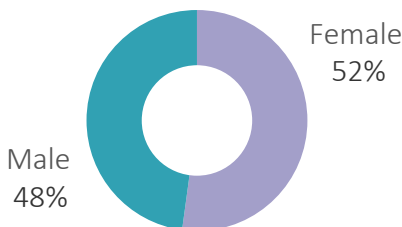
## Language



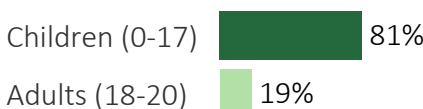
## % Non-English



## Gender



## Age



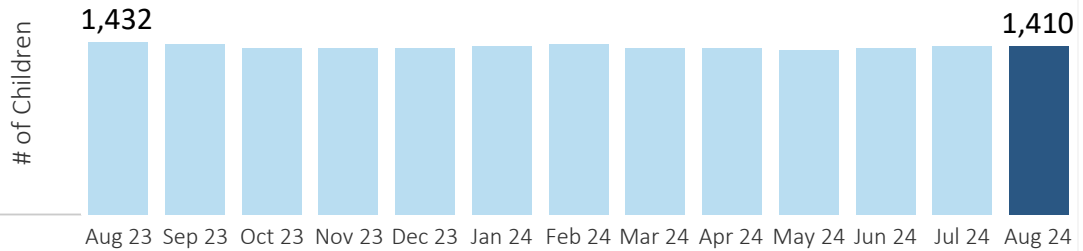
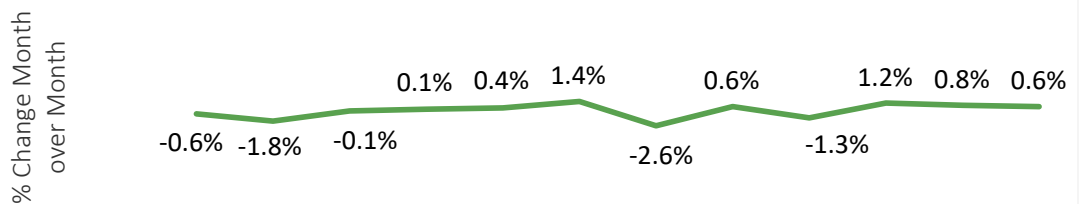
**718** Placements (0-17)

-1% Since Aug 23

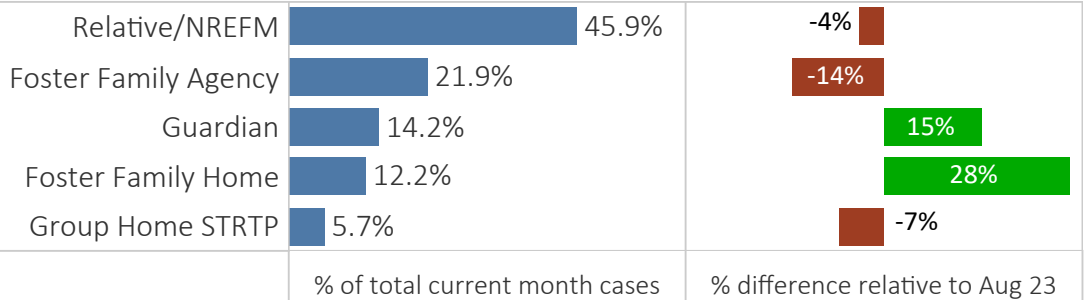
**227** Placements (18-20)

+13% Since Aug 23

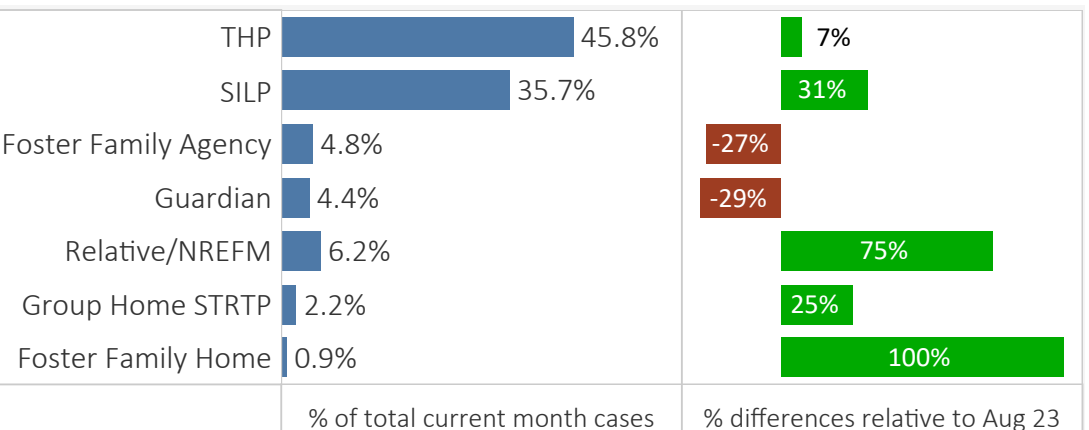
## Child Welfare Cases



## Children (0-17) in Placement by Placement Type



## AB 12: Non-Minor Dependent Youth (18+) by Placement Type



# CalWORKs

The California Work Opportunity and Responsibility to Kids (CalWORKs) Program provides time-limited cash aid, employment assistance and employment support services to eligible adults with children.

**28.2K** Individuals

+17.0% Since Aug 23

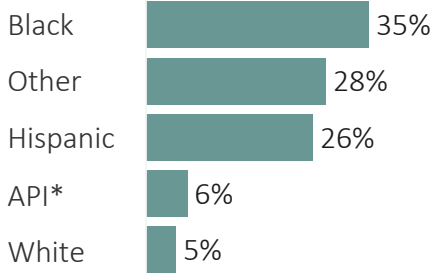
**7.9K** Cases

+14.7% Since Aug 23

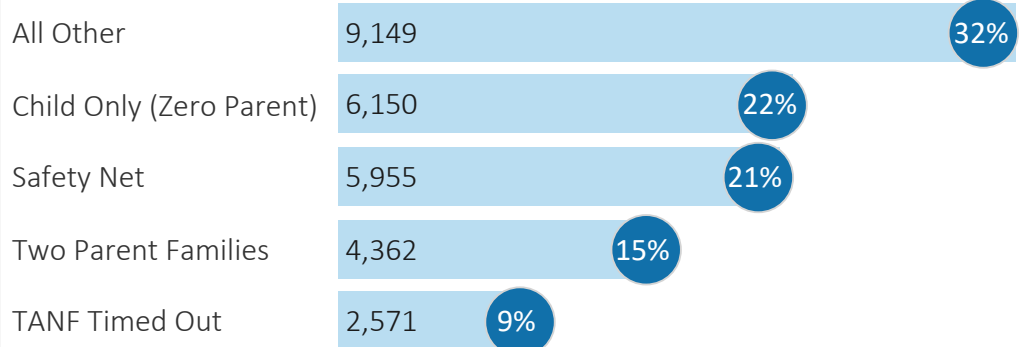
**\$8.9M** Benefits

Issued Aug 24

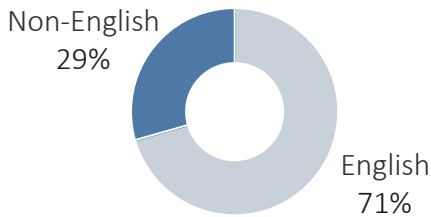
### Ethnicity



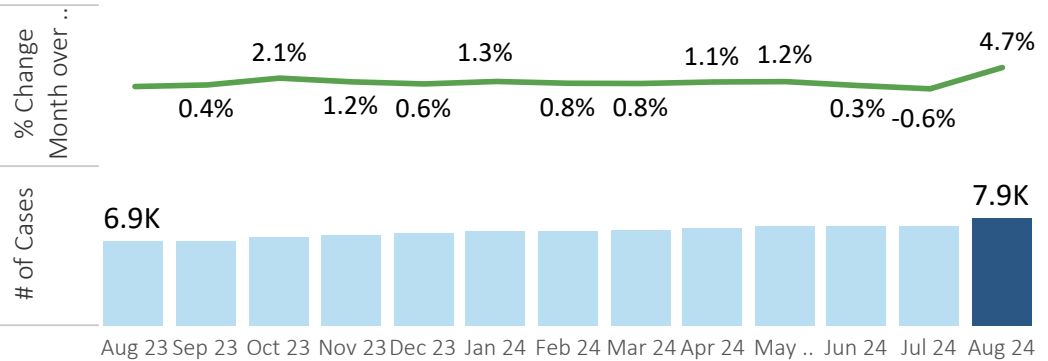
### CalWORKs Type



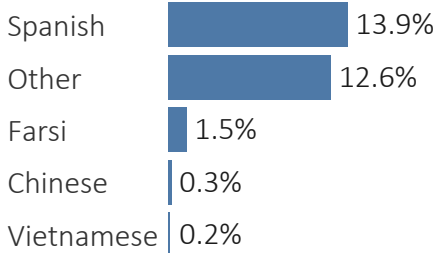
### Language



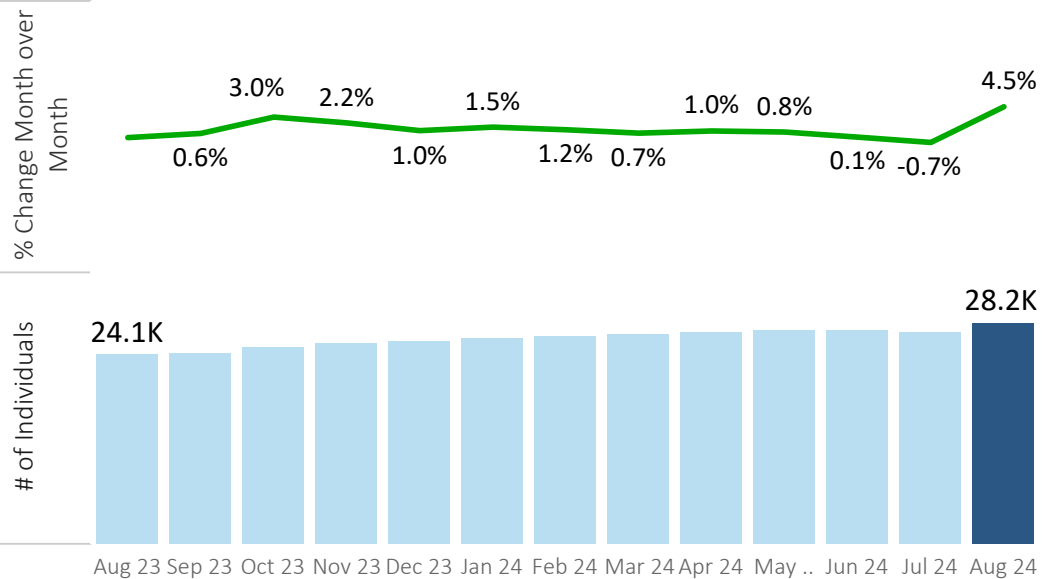
### CalWORKs Cases



### % Non-English



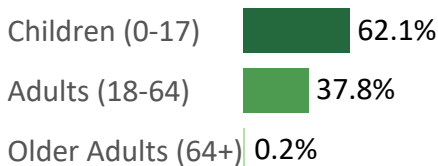
### CalWORKs Individuals



### Gender



### Age



# CalFresh

CalFresh (formerly known as Food Stamps) is California's version of the federal Supplemental Nutrition Assistance Program (SNAP). The CalFresh program helps to improve the health and well-being of qualified households and individuals by providing them a means to meet their nutritional needs.

**187.5K** Individuals

+5.5% Since Aug 23

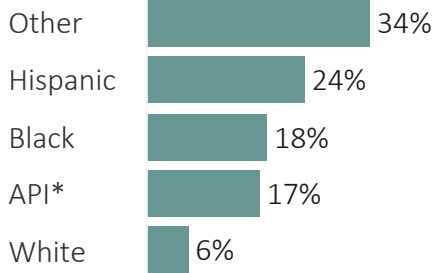
**94.7K** Cases

+7.1% Since Aug 23

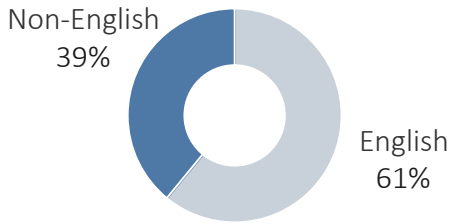
**\$32.8M** Benefits

Issued Aug 24

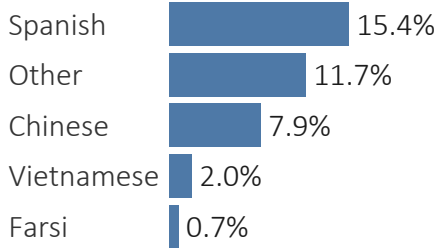
## Ethnicity



## Language



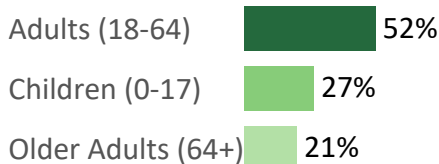
## % Non-English



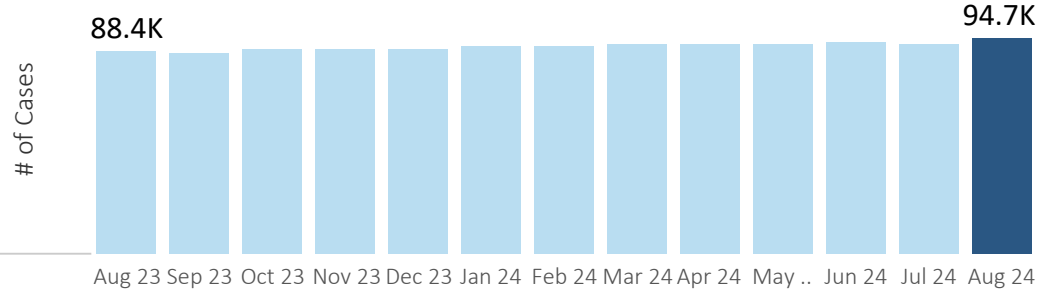
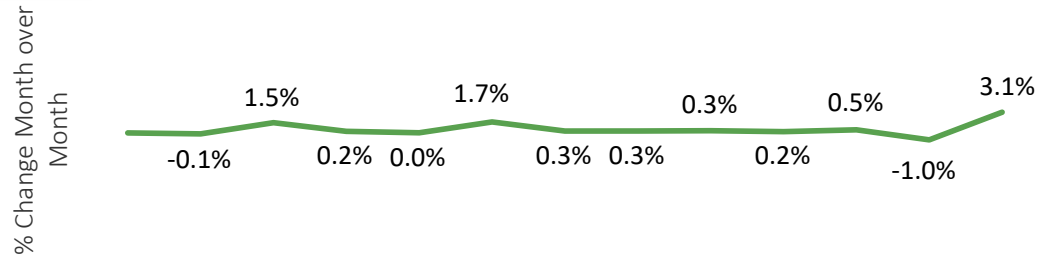
## Gender



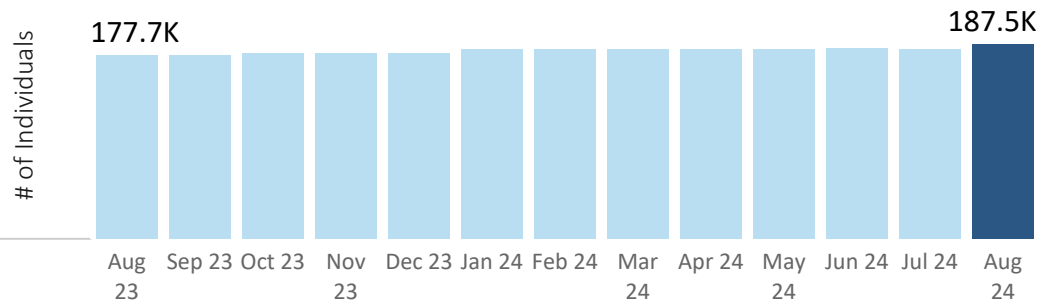
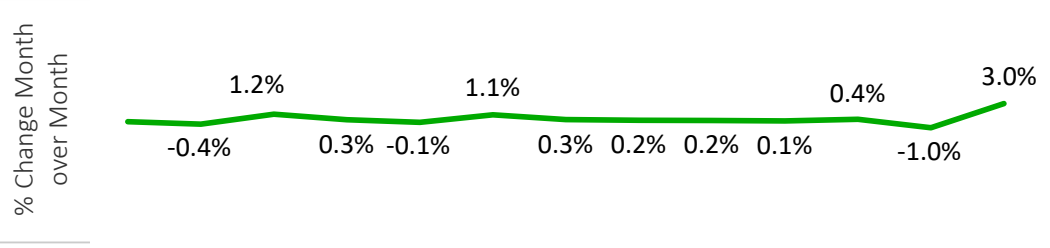
## Age



## CalFresh Cases



## CalFresh Individuals



## Public Assistance & Non-Assistance

Non-Assistance CalFresh Individuals: Client receives CalFresh assistance but does not receive a monthly cash grant under the California Work Opportunity and Responsibility to Kids (CalWORKs) program or other state-funded program.



# Medi-Cal

Medi-Cal is a public health insurance program which provides needed health care services for low-income individuals including families with children, older adults, persons with disabilities, foster care, pregnant women, and low income people with specific diseases such as tuberculosis, breast cancer, or HIV/AIDS. Medi-Cal is financed equally by the state and federal government.

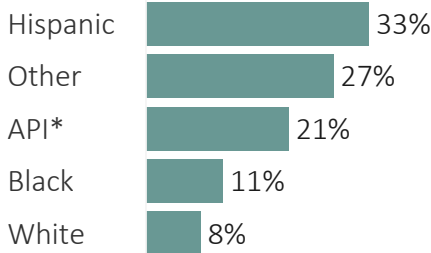
**457.0K** Individuals

- 1.8% Since Aug 23

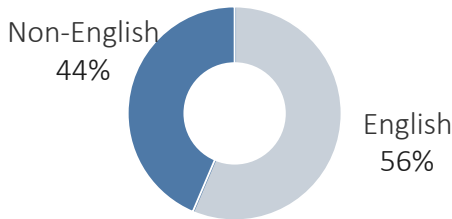
**242.9K** Cases

+0.0% Since Aug 23

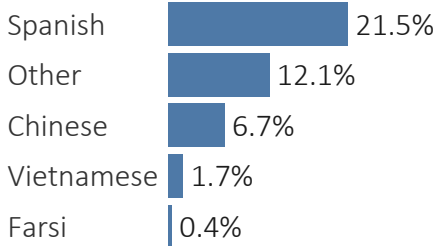
## Ethnicity



## Language



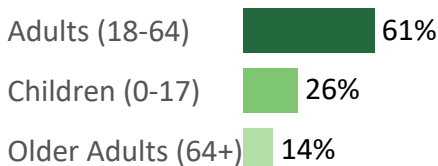
## % Non-English



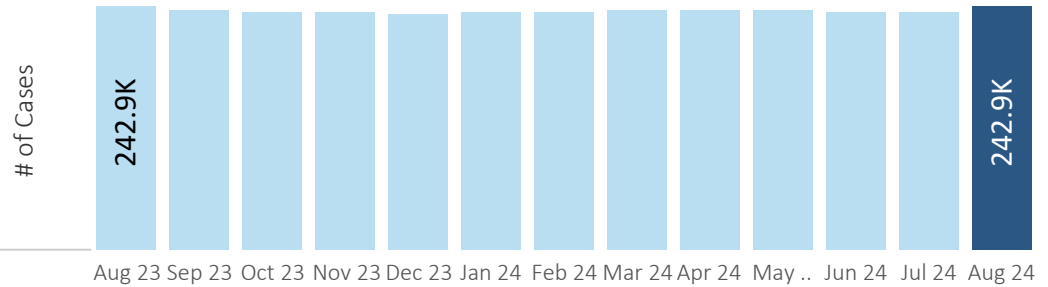
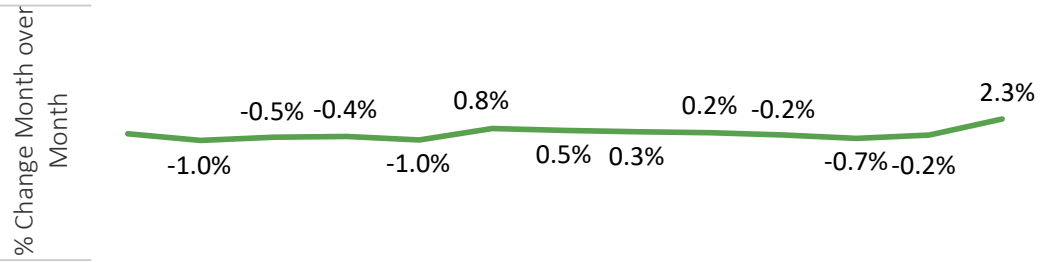
## Gender



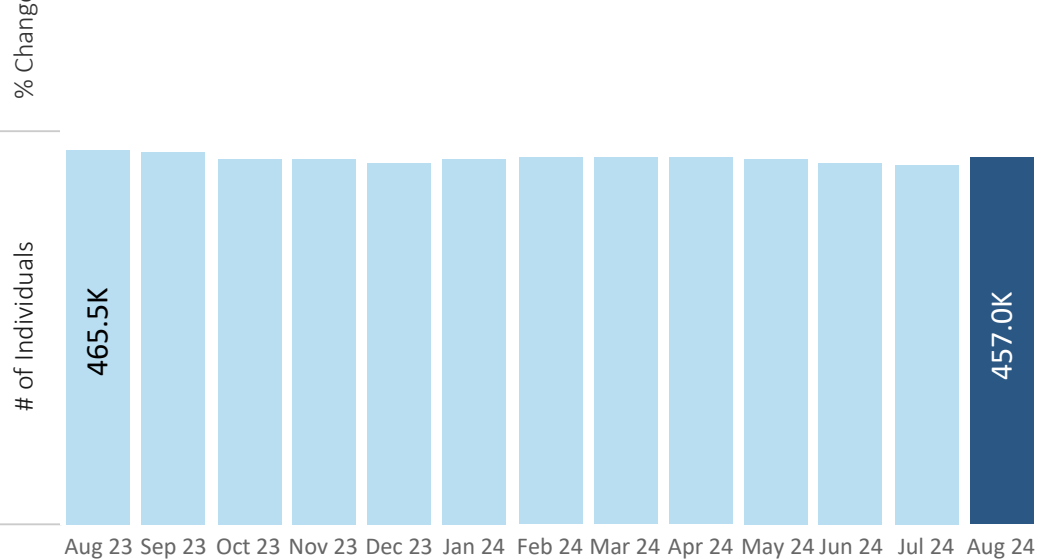
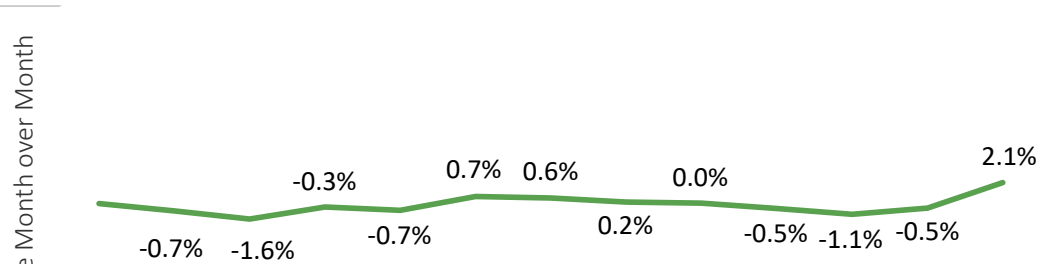
## Age



## Medi-Cal Cases



## Medi-Cal Individuals



# General Assistance

General Assistance (GA) provides cash aid to indigent adults and emancipated minors who are legal residents of Alameda County and who have no other means of support.

**8.6K** Individuals

+14.7% Since Aug 23

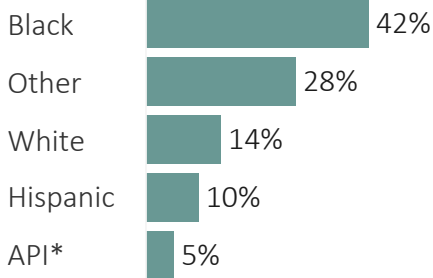
**7.8K** Cases

+14.6% Since Aug 23

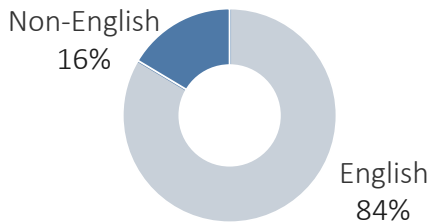
**\$3.0M** Benefits

Issued Aug 24

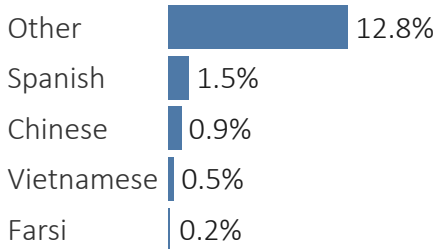
## Ethnicity



## Language



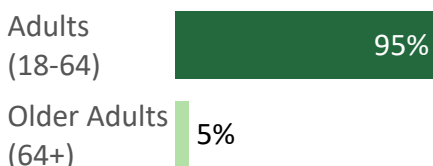
## % Non-English



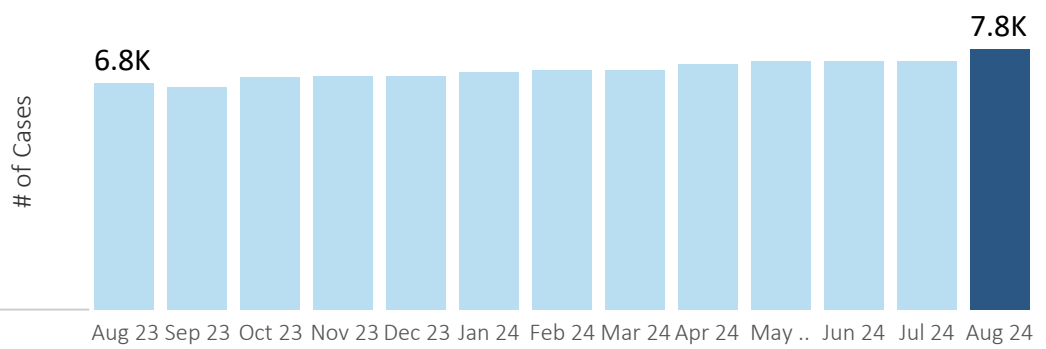
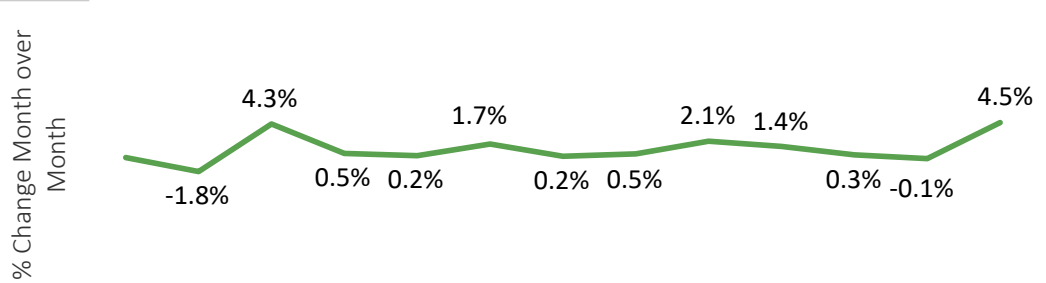
## Gender



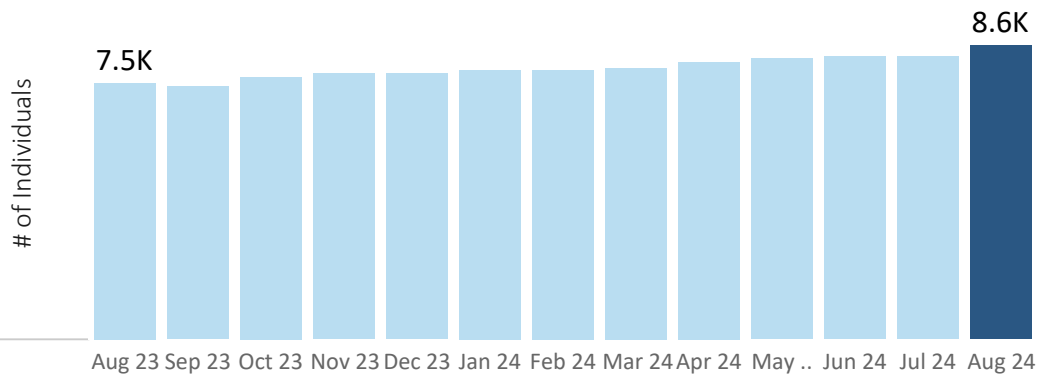
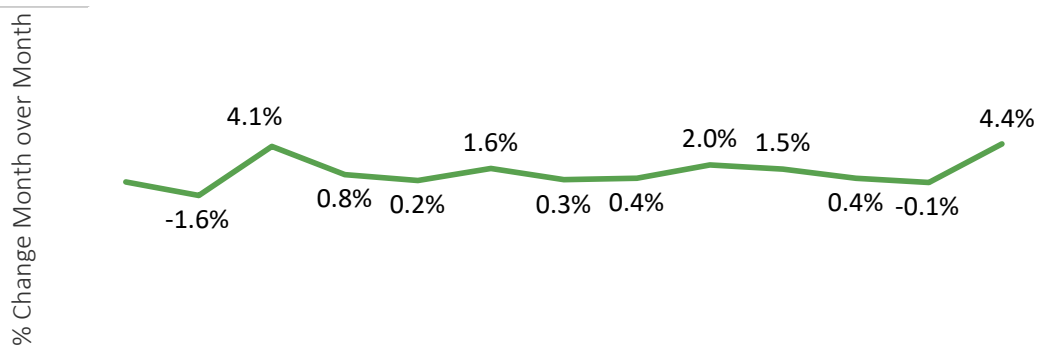
## Age



## General Assistance Cases



## General Assistance Individuals



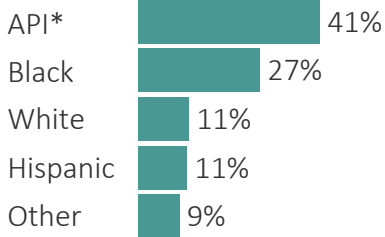
## IHSS

In-Home Supportive Services (IHSS) provides in-home care for the elderly and persons with disabilities to support them in their own homes and communities, rather than placing them in more restrictive and expensive institutional care settings.

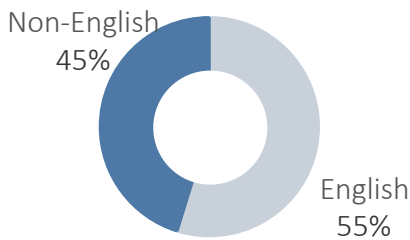
### 30.9K Individuals

+10% Since Aug 23

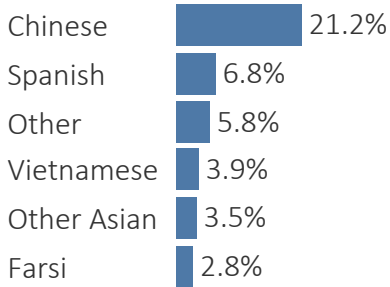
#### Ethnicity



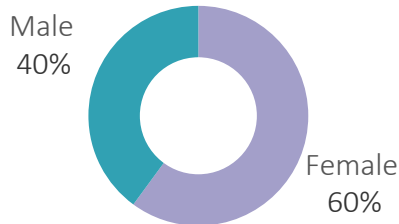
#### Language




#### % Non-English



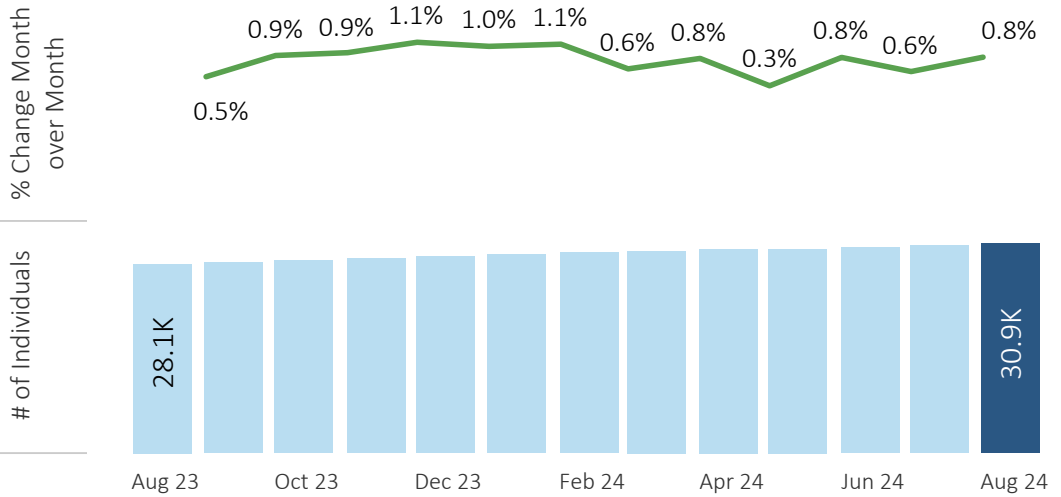
#### Gender



#### Age



### IHSS Individuals



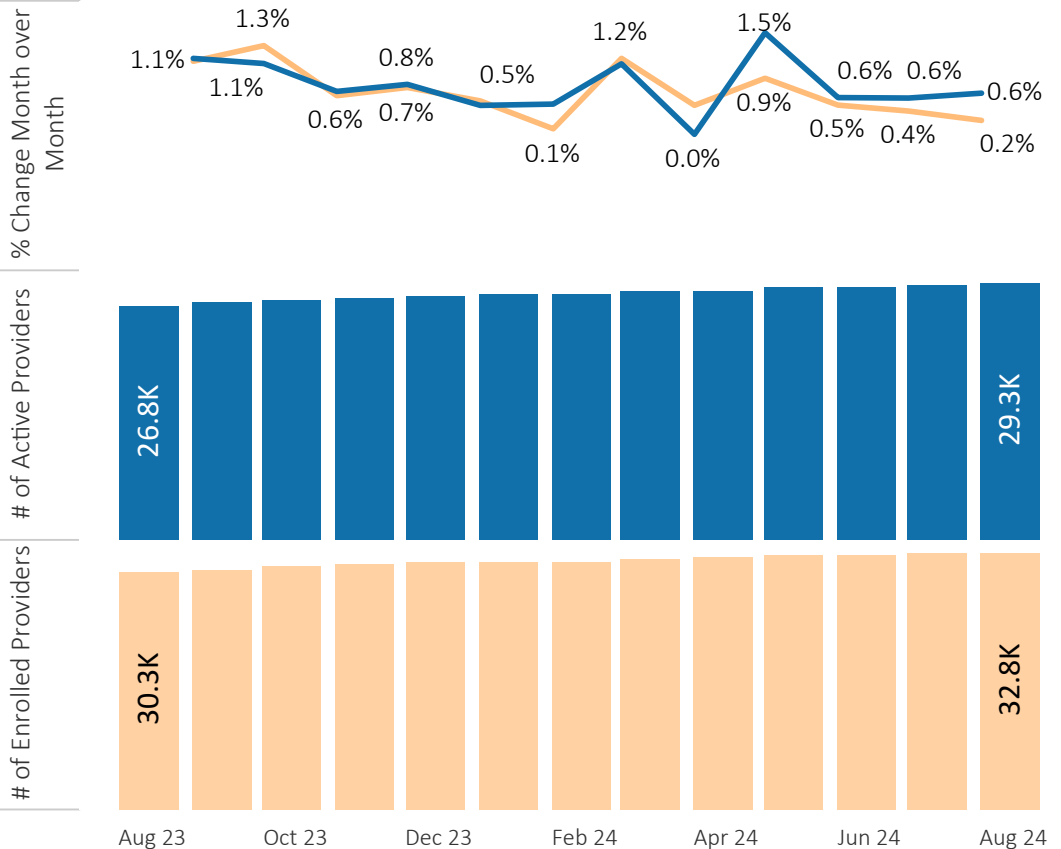
### 32.8K Enrolled Providers

+8.3% Since Aug 23

### 29.3K Active Providers

+9% Since Aug 23

### Active vs Enrolled IHSS Providers



# Child Care

Child care subsidies are made available to eligible families on a time-limited basis. These subsidies are vital to finding and maintaining employment, education, and training for families and providing an opportunity to support a child's development.

**2.0K Children**

+9% Since Aug 23

**1.7K Stage 1**

+13% Since Aug 23

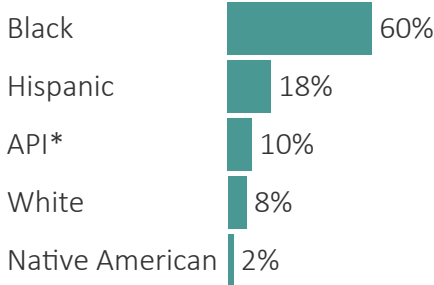
**293 CAPP**

- 3% Since Aug 23

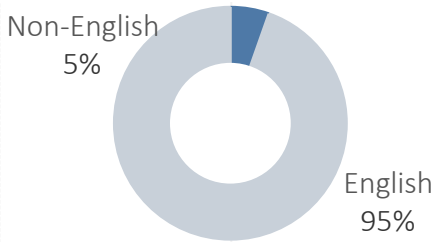
**46 FCCAP**

- 25% Since Aug 23

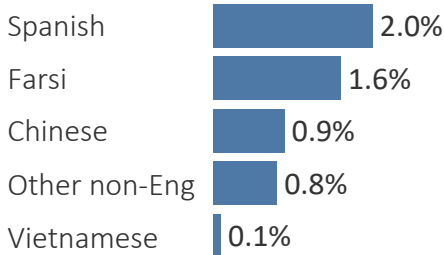
## Ethnicity



## Language



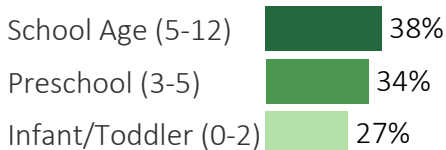
## % Non-English



## Gender

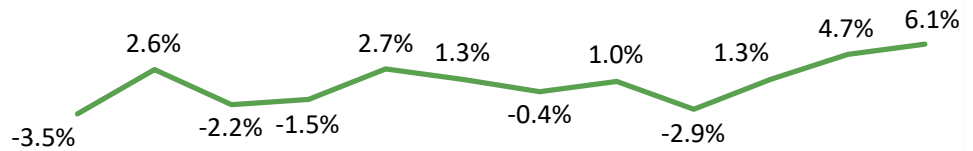


## Age

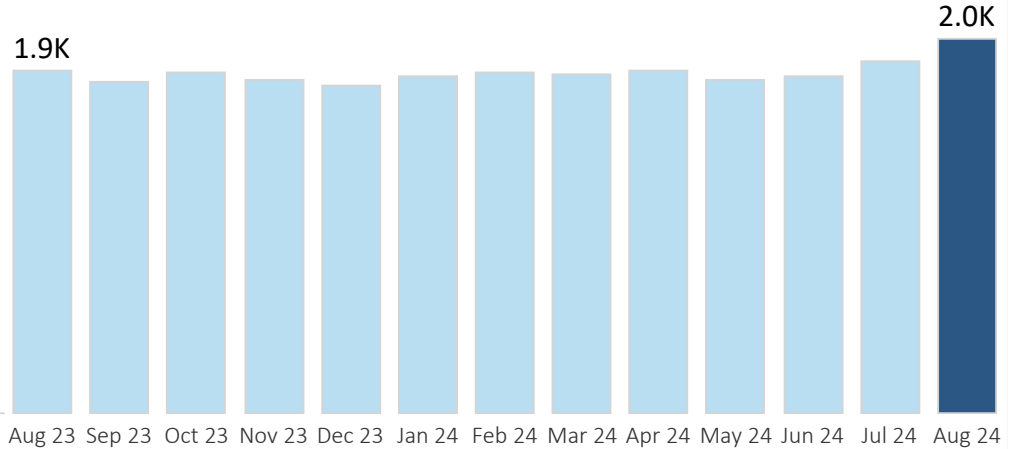


## Child Care Individuals

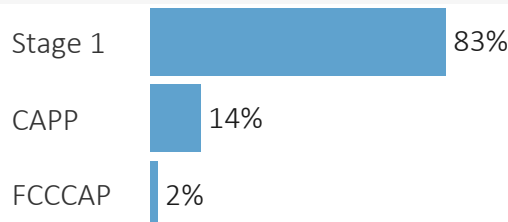
% Change Month over Month



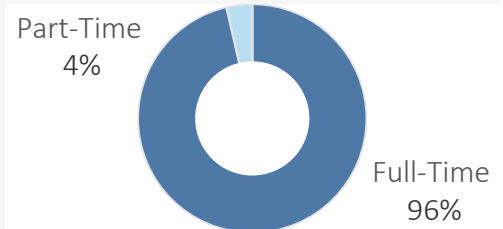
# of Individuals



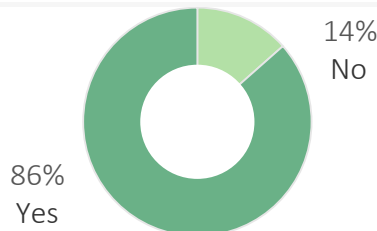
## Child Care Individuals



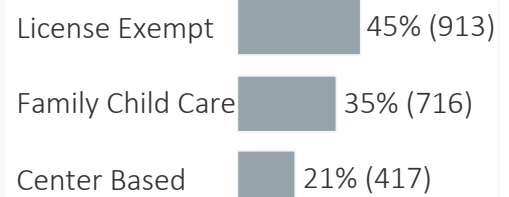
## Full vs. Part-Time



## Single Parent



## Provider Type





# Demographics by Program - Individuals | SEP 2024

		Medi-Cal		CalFresh		CalWORKS		GA		IHSS		Child Welfare		Child Care	
Older Adults (65+)	Female	36,496	8.0%	23,404	12.5%	***	***	213	2.5%	12,605	40.8%	***	***	395	19.5%
	Male	26,285	5.8%	15,878	8.5%	34	0.1%	188	2.2%	6,464	20.9%	***	***	383	18.9%
	Undefined	***	***	***	***	***	***	***	***	***	***	***	***	***	***
Adults (18-64)	Female	147,281	32.2%	56,016	29.9%	8,420	29.9%	2,876	33.3%	5,413	17.5%	145	10.3%	344	17.0%
	Male	129,838	28.4%	41,176	22.0%	2,226	7.9%	5,366	62.1%	4,599	14.9%	116	8.2%	351	17.3%
	Undefined	***	***	***	***	***	***	***	***	***	***	***	***	***	***
Children (0-17)	Female	57,205	12.5%	25,079	13.4%	8,594	30.5%	***	***	554	1.8%	591	41.9%	263	13.0%
	Male	59,888	13.1%	25,969	13.8%	8,899	31.6%	***	***	1,278	4.1%	557	39.5%	291	14.3%
	Undefined	***	***	***	***	***	***	***	***	***	***	***	***	***	***
<b>Age &amp; Gender Totals</b>		<b>457,006</b>		<b>187,529</b>		<b>28,181</b>		<b>8,645</b>		<b>30,913</b>		<b>1,410</b>		<b>2,028</b>	
API*		94,676	20.3%	32,005	16.8%	1,790	6.2%	446	5.1%	12,706	41.1%	66	4.7%	207	10.2%
Black		51,110	11.0%	34,142	17.9%	9,803	34.2%	3,642	41.6%	8,438	27.3%	604	42.8%	1,221	60.3%
Hispanic		149,354	32.1%	45,353	23.8%	7,402	25.8%	854	9.7%	3,362	10.9%	550	39.0%	364	18.0%
Native American		1,135	0.2%	557	0.3%	83	0.3%	67	0.8%	88	0.3%	14	1.0%	48	2.4%
Other		128,135	27.5%	64,711	33.9%	8,061	28.1%	2,406	27.5%	2,765	8.9%	***	***	26	1.3%
White		41,525	8.9%	13,952	7.3%	1,550	5.4%	1,350	15.4%	3,554	11.5%	166	11.8%	160	7.9%
<b>Ethnicity Totals</b>		<b>465,935</b>		<b>190,720</b>		<b>28,689</b>		<b>8,765</b>		<b>30,913</b>		<b>1,400</b>		<b>2,026</b>	
English		257,805	56.4%	114,295	60.9%	19,898	70.6%	7,226	83.6%	16,928	54.8%	1,243	88.2%	1,916	94.6%
Cambodian		456	0.1%	402	0.2%	***	***	***	***	271	0.9%	***	***	***	***
Chinese		29,980	6.6%	14,571	7.8%	91	0.3%	79	0.9%	6,528	21.1%	***	***	18	0.9%
Farsi		1,859	0.4%	1,354	0.7%	409	1.5%	14	0.2%	849	2.7%	***	***	32	1.6%
Other		61,750	13.5%	24,334	13.0%	3,847	13.7%	1,148	13.3%	1,963	6.4%	***	***	16	0.8%
Other Asian		1,229	0.3%	641	0.3%	***	***	***	***	1,084	3.5%	***	***	***	***
Spanish		96,316	21.1%	28,344	15.1%	3,868	13.7%	127	1.5%	2,086	6.7%	151	10.7%	40	2.0%
Vietnamese		7,611	1.7%	3,588	1.9%	52	0.2%	38	0.4%	1,204	3.9%	***	***	***	***
<b>Language Totals</b>		<b>457,006</b>		<b>187,529</b>		<b>28,181</b>		<b>8,645</b>		<b>30,913</b>		<b>1,410</b>		<b>2,025</b>	

Data in this report represent estimates of service delivery units and summary counts. Actual counts may vary from 0% to 5% from similarly published reports.

\*Asian/Pacific Islander

\*\* as of January 2022, APS Age Groups are Adults (18-59) and Older Adults (60+)

\*\*\* Per California Department of Social Services guidelines (2019), data for groups under 11 has been suppressed to protect privacy.

# Individuals by Program and City of Residence | SEP 2024

		Medi-Cal		CalFresh		CalWORKs		GA		IHSS		Child Welfare		Child Care	
North County	Alameda	14,989	3.3%	6,478	3.6%	870	3.2%	152	1.8%	1,302	4.3%	51	3.6%	51	2.7%
	Albany	2,842	0.6%	738	0.4%	80	0.3%	14	0.2%	90	0.3%	***	***	***	***
	Berkeley	15,873	3.5%	10,221	5.6%	575	2.1%	370	4.5%	1,389	4.5%	42	3.0%	48	2.5%
	Emeryville	3,060	0.7%	1,439	0.8%	192	0.7%	71	0.9%	285	0.9%	***	***	17	0.9%
	Oakland	164,714	36.8%	82,238	45.2%	13,947	51.7%	5,185	62.6%	12,760	41.7%	429	30.6%	1,007	52.8%
	Piedmont	594	0.1%	153	0.1%	***	***	***	***	37	0.1%	***	***	***	***
Tri-City	Fremont	41,020	9.2%	13,210	7.3%	1,993	7.4%	413	5.0%	3,055	10.0%	38	2.7%	138	7.2%
	Newark	10,620	2.4%	3,332	1.8%	427	1.6%	78	0.9%	716	2.3%	16	1.1%	25	1.3%
	Union City	17,081	3.8%	5,507	3.0%	642	2.4%	89	1.1%	1,366	4.5%	19	1.4%	57	3.0%
Central County	Castro Valley	11,099	2.5%	3,247	1.8%	378	1.4%	62	0.7%	669	2.2%	33	2.4%	39	2.0%
	Hayward	71,883	16.1%	25,397	13.9%	3,780	14.0%	1,128	13.6%	3,617	11.8%	149	10.6%	223	11.7%
	San Leandro	37,991	8.5%	14,411	7.9%	1,741	6.5%	250	3.0%	2,687	8.8%	92	6.6%	114	6.0%
	San Lorenzo	8,637	1.9%	2,736	1.5%	280	1.0%	40	0.5%	578	1.9%	14	1.0%	14	0.7%
Tri-Valley	Dublin	8,585	1.9%	2,578	1.4%	267	1.0%	32	0.4%	686	2.2%	16	1.1%	32	1.7%
	Livermore	14,666	3.3%	4,723	2.6%	616	2.3%	198	2.4%	702	2.3%	35	2.5%	61	3.2%
	Pleasanton	8,600	1.9%	2,216	1.2%	262	1.0%	32	0.4%	574	1.9%	***	***	33	1.7%
Other	Other	15,196	3.4%	3,485	1.9%	897	3.3%	167	2.0%	82	0.3%	444	31.7%	46	2.4%
<b>Residence Totals</b>		<b>447,450</b>		<b>182,109</b>		<b>26,955</b>		<b>8,283</b>		<b>30,595</b>		<b>1,402</b>		<b>1,909</b>	

Data in this report represent estimates of service delivery units and summary counts. Actual counts may vary from 0% to 5% from similarly published reports.

These individuals receive aid from one or more county programs, listed by city of residence. The total excludes Adult & Aging and doesn't sum all programs, as some are enrolled in multiple.

\*\*\* Per California Department of Social Services guidelines (2019), data for groups under 11 has been suppressed to protect privacy.

# Cases by Program and City of Residence | SEP 2024

		Medi-Cal		CalFresh		CalWORKs		GA		IHSS		Child Welfare		Child Care	
North County	Alameda	8,282	3.5%	3,161	3.4%	240	3.2%	135	1.8%	1,302	4.3%	51	3.6%	51	2.7%
	Albany	1,601	0.7%	403	0.4%	25	0.3%	13	0.2%	90	0.3%	***	***	***	***
	Berkeley	11,031	4.6%	8,049	8.8%	179	2.4%	345	4.6%	1,389	4.5%	42	3.0%	48	2.5%
	Emeryville	1,971	0.8%	895	1.0%	59	0.8%	68	0.9%	285	0.9%	***	***	17	0.9%
	Oakland	86,002	36.2%	40,701	44.3%	3,915	52.1%	4,692	62.7%	12,760	41.7%	429	30.6%	1,007	52.8%
	Piedmont	439	0.2%	96	0.1%	***	***	***	***	37	0.1%	***	***	***	***
Tri-City	Fremont	22,466	9.5%	6,315	6.9%	523	7.0%	366	4.9%	3,055	10.0%	38	2.7%	138	7.2%
	Newark	5,444	2.3%	1,485	1.6%	116	1.5%	70	0.9%	716	2.3%	16	1.1%	25	1.3%
	Union City	8,630	3.6%	2,484	2.7%	147	2.0%	78	1.0%	1,366	4.5%	19	1.4%	57	3.0%
Central County	Castro Valley	6,093	2.6%	1,644	1.8%	113	1.5%	58	0.8%	669	2.2%	33	2.4%	39	2.0%
	Hayward	36,681	15.5%	12,176	13.3%	1,077	14.3%	1,006	13.4%	3,617	11.8%	149	10.6%	223	11.7%
	San Leandro	18,221	7.7%	6,539	7.1%	459	6.1%	216	2.9%	2,687	8.8%	92	6.6%	114	6.0%
	San Lorenzo	4,225	1.8%	1,330	1.4%	79	1.1%	34	0.5%	578	1.9%	14	1.0%	14	0.7%
Tri-Valley	Dublin	4,937	2.1%	1,258	1.4%	74	1.0%	28	0.4%	686	2.2%	16	1.1%	32	1.7%
	Livermore	7,780	3.3%	2,270	2.5%	178	2.4%	182	2.4%	702	2.3%	35	2.5%	61	3.2%
	Pleasanton	4,840	2.0%	1,145	1.2%	71	0.9%	27	0.4%	574	1.9%	***	***	33	1.7%
Other	Other	8,731	3.7%	1,869	2.0%	259	3.4%	161	2.2%	82	0.3%	444	31.7%	46	2.4%
<b>Total</b>		<b>237,374</b>		<b>91,820</b>		<b>7,517</b>		<b>7,480</b>		<b>30,595</b>		<b>1,402</b>		<b>1,909</b>	

Data in this report represent estimates of service delivery units and summary counts. Actual counts may vary from 0% to 5% from similarly published reports.

Total cases in Medi-Cal, CalFresh, CalWORKs, and General Assistance reflect the number of families aided, while cases in IHSS, APS, Child Welfare, and Child Care represent individuals aided.

\*\*\* Per California Department of Social Services guidelines (2019), data for groups under 11 has been suppressed to protect privacy.

### CalWORKs

**Two Parent Families:** Families with children living in the home with two non-disabled, natural or adoptive parents.

**Safety Net:** Families with children living in the home whose natural or adoptive parents are ineligible or excluded from receiving assistance.

**Temporary Assistance for Needy Families (TANF) Timed-Out:** Families with children living in the home whose parents are ineligible to receive assistance because an adult head-of-household or spouse of a head-of-household has received federal TANF assistance for a total of 48 cumulative months.

**Child-Only (Zero Parent):** Families with children living in the home whose parents are ineligible to receive assistance.

### CalFresh

**Non-Assistance CalFresh Individuals:** Client receives CalFresh assistance but does not receive a monthly cash grant under the California Work Opportunity and Responsibility to Kids (CalWORKs) program or other state-funded program.

**All CalFresh Individuals:** All clients receiving CalFresh.

**Non-Assistance CalFresh Caseloads:** Non-Assistance CalFresh recipients are those who get CalFresh each month, but do not receive a monthly cash grant under the California Work Opportunity and Responsibility to Kids (CalWORKs) program.

**All CalFresh Caseloads:** All cases receiving CalFresh.

### Child Welfare

**Non-Minor Dependents:** Youth ages 18-20 in Extended Foster Care under AB12.

**SILP:** Supervised Independent Living Placement.

**Guardian Home:** Placement with court-appointed legal guardian.

**Relative/NREFM:** Relative/Non-Relative Extended Family Member.

**Group Home:** 24-Hour staffed residential and/or treatment facility for foster youth.

**Foster Family Home:** County licensed foster care home.

**Foster Family Agency Home:** Foster home certified by a Foster Family Agency.

**STRTP:** Short Term Residential Therapeutic Program.

**THP+FC:** Transitional Housing Program plus Foster Care, which provides supportive housing for older teens and non-minor dependents.

### Child Care

**CalWORKs Stage One:** Supports a family's access to immediate and continuous child care as parents/caregivers participate in their welfare-to-work activities.

**California Alternative Payment Program (CAPP):** Provides child care to low to moderate income families. Families must be working, enrolled in training towards a vocational goal, physically or mentally incapacitated, or seeking employment.

**Foster Care Child Care Allowance Program (FCCCAP):** Provides a time limited "bridge" to longer term child care solutions. The program is used at the time of placement to stabilize children in the best possible setting.

**Single Parent:** Sole parent/caretaker who lives with and is legally/financially responsible for the child.

**Licensed Family Child Care (FCC):** A business which provides child care in an individual's private home. FCCs vary widely from a home that can care for a few children up to a large family child care home that cares for up to 14 children.

**Center-Based Program (also known as "Child Care Center" or "Day Care Center"):** Any child care facility of any capacity, other than a family child care home as defined in Education Code Section 102352f.(1).

**License-Exempt:** Child care providers who can operate legally without a license.

### Program | Data Sources | Methodology

Workforce & Benefits Admin | CalSAWS | Custom data extract provided by program staff

Children & Family Services | CWS-CMS, SafeMeasures | Custom data extract provided by program staff, Open Cases Report

Adult & Aging Services | LEAP, CMIPS II | Custom data extract provided by program staff and ITD

Govt & Community Relations | Child Care | Multiple contractor database | Custom data extract provided by contract staff

\*\*\*To comply with California Department of Social Services Data De-Identification Reference Guide (2019) data representing fewer than 11 individuals has been suppressed to protect privacy and prevent potential identification of specific persons. See

[California Department of Social Services Data De-Identification Reference Guide](#)