

ALAMEDA COUNTY

# Social Services Agency

February 2016 MONTHLY REPORT



Our Mission

To promote the economic and social well being of individuals, families, neighborhoods and communities.

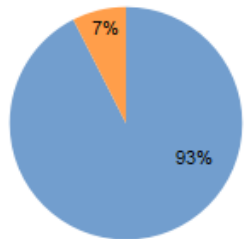
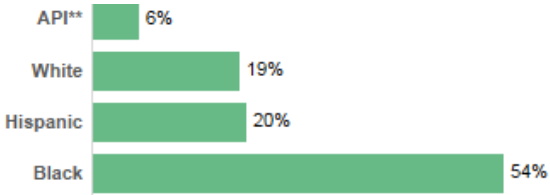
Our agency is comprised of over 2,400 individuals working collectively and in partnership with community based organizations to serve the needs of the community.



# Child Welfare

Child Welfare (CW) provides services to improve the lives of children and families in Alameda County by serving children and youth who have experienced, or are at risk of experiencing, abuse or neglect.

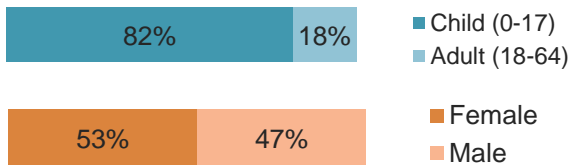
## Ethnicity and Language



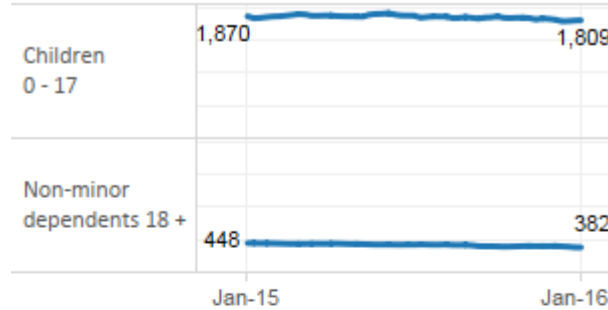
Language	Percentage
English	92.5%
Spanish	5.8%
Other	0.7%
Chinese	0.4%
Tagalog	0.2%
Vietnamese	0.2%
Korean	0.1%
Farsi	0.0%
Other Asian	0.0%

English  
Non-English

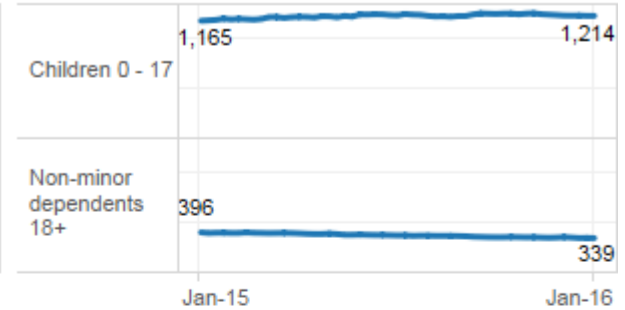
## Age and Gender



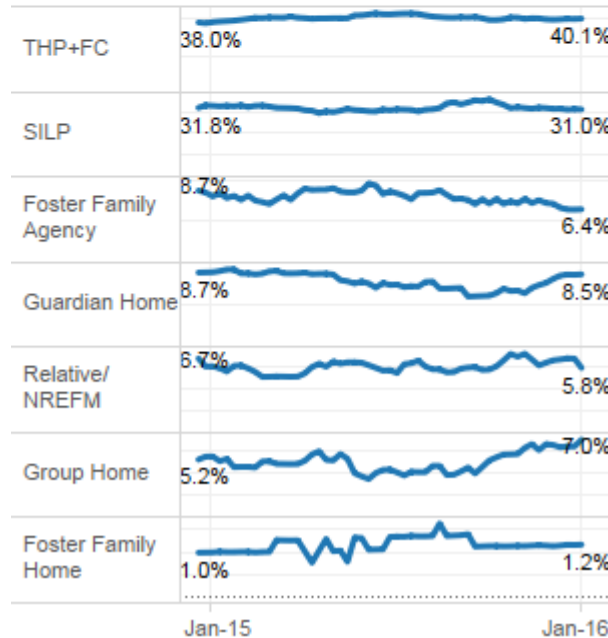
## Child Welfare Children and Non-Minor Dependent Youth in Cases



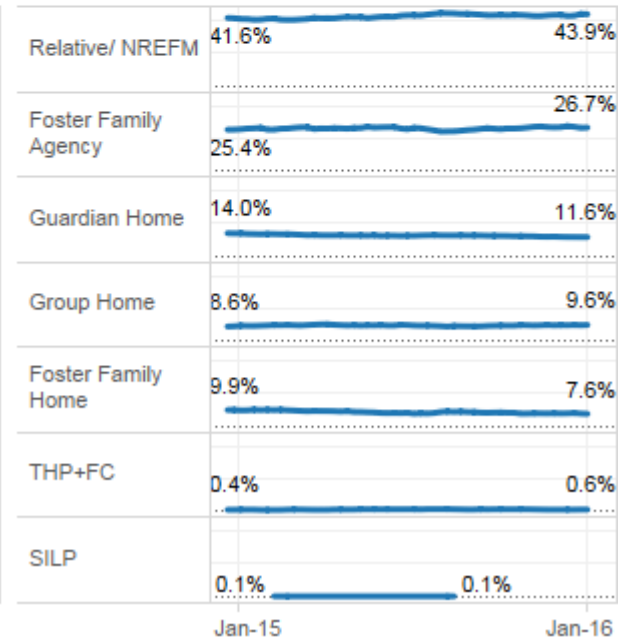
## Child Welfare Children and Non-Minor Dependent Out-Of-Home Placements



## AB 12: Child Welfare Non-Minor Dependent Youth 18+ in Placement by Placement Type



## Child Welfare Children 0 - 17 in Placement by Placement Type

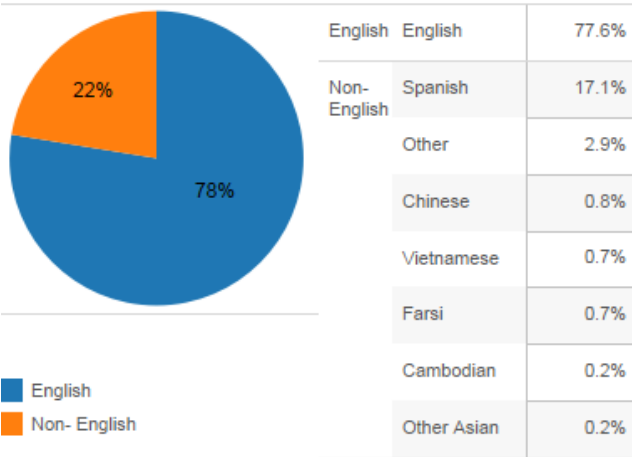
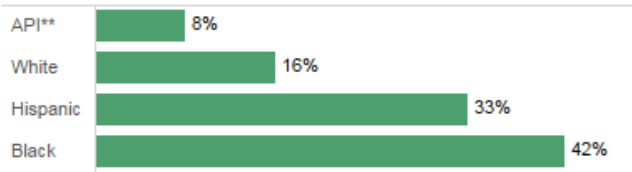


\* Definition of terms on last page \*\*Asian Pacific Islander

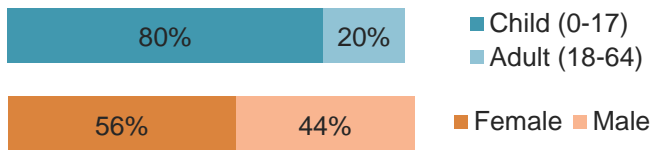
# CaWORKs

The California Work Opportunity and Responsibility to Kids (CaWORKs) Program provides time-limited cash aid, employment and employment support services to eligible adults with children.

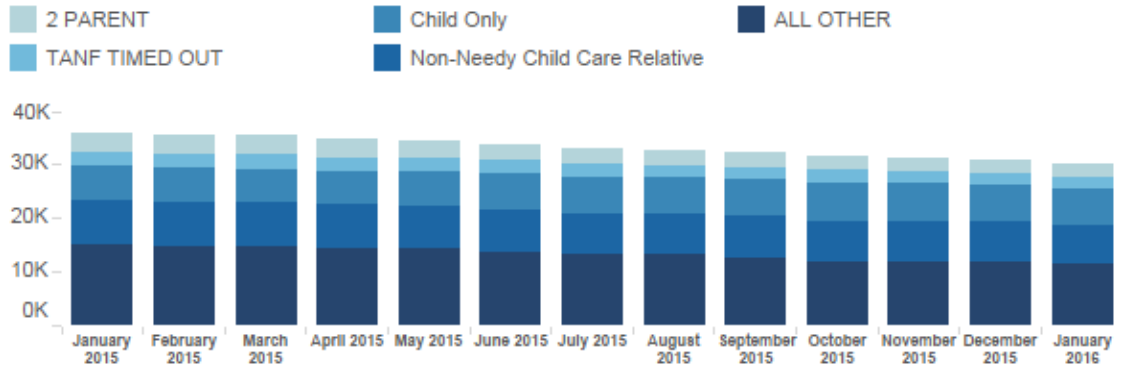
## Ethnicity and Language



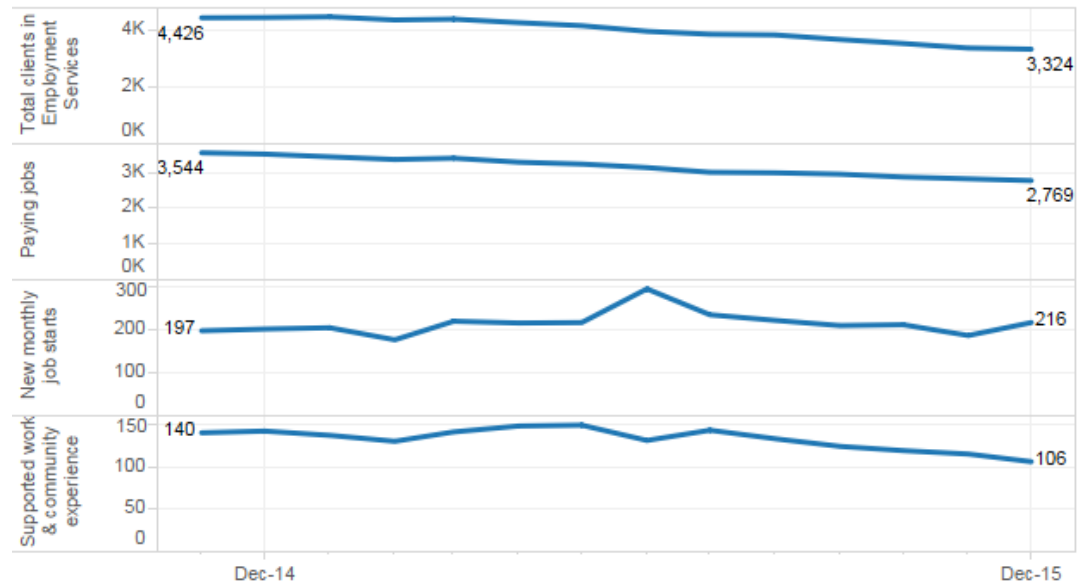
## Program by Age and Gender



## Individual by Type



## Welfare to Work Individuals\*



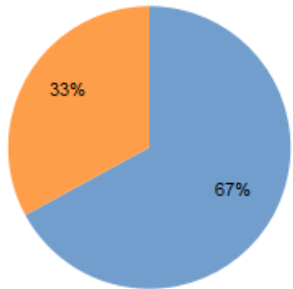
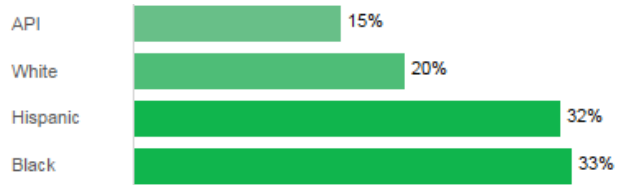
	Cases
Dec 2014	17,191
Dec 2015	14,737
% Change	-14.2%

\* Definition of terms on last page \*\*Asian Pacific Islander

# CalFresh

CalFresh (formerly known as Food Stamps) is California's version of the Federal Supplemental Nutrition Assistance Program (SNAP). The CalFresh Program helps to improve the health and well-being of qualified households and individuals by providing them a means to meet their nutritional needs.

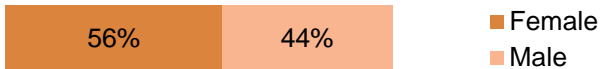
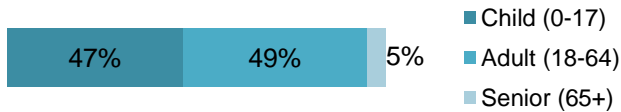
## Ethnicity and Language




Language	Percentage
English	71.6%
Non-English	
Spanish	18.4%
Chinese	4.2%
Other	2.8%
Vietnamese	2.3%
Farsi	0.6%

English  
Non-English

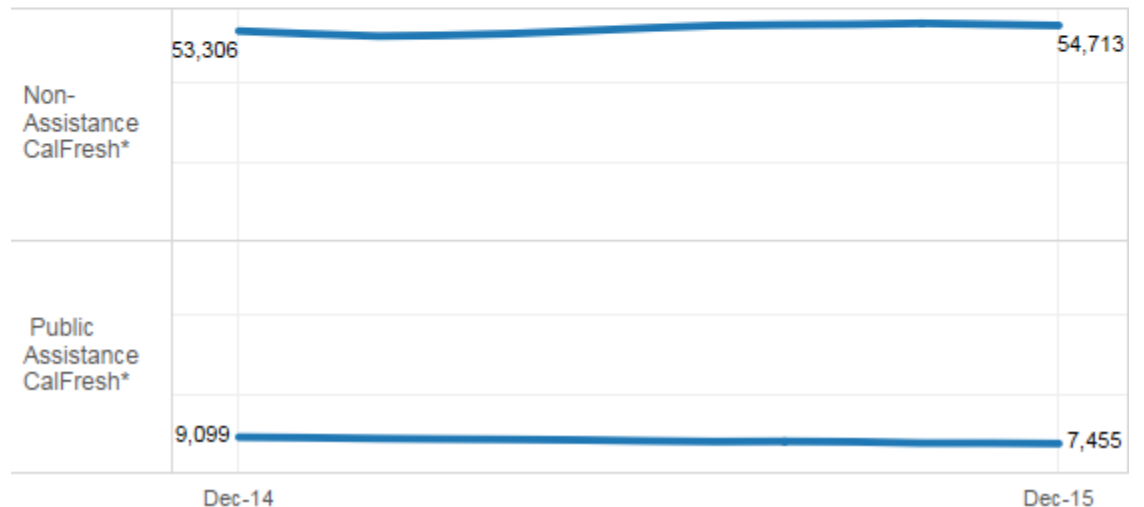
## Age and Gender



## Individuals



## Cases

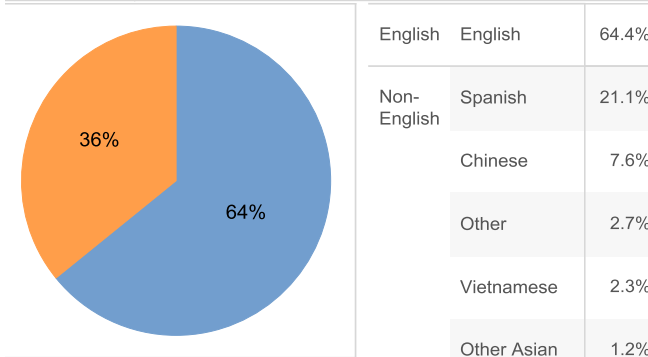



\* Definition of terms on last page \*\*Asian Pacific Islander

# Medi-Cal

Medi-Cal (MC) provides coverage for comprehensive medical services for low-income children, families, seniors, and persons with disabilities of Alameda County.

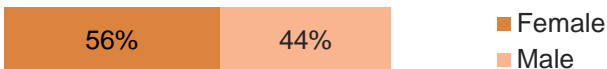
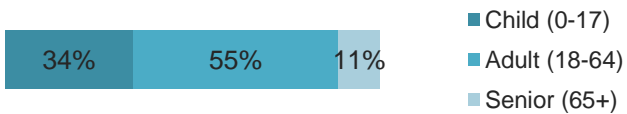
## Ethnicity and Language



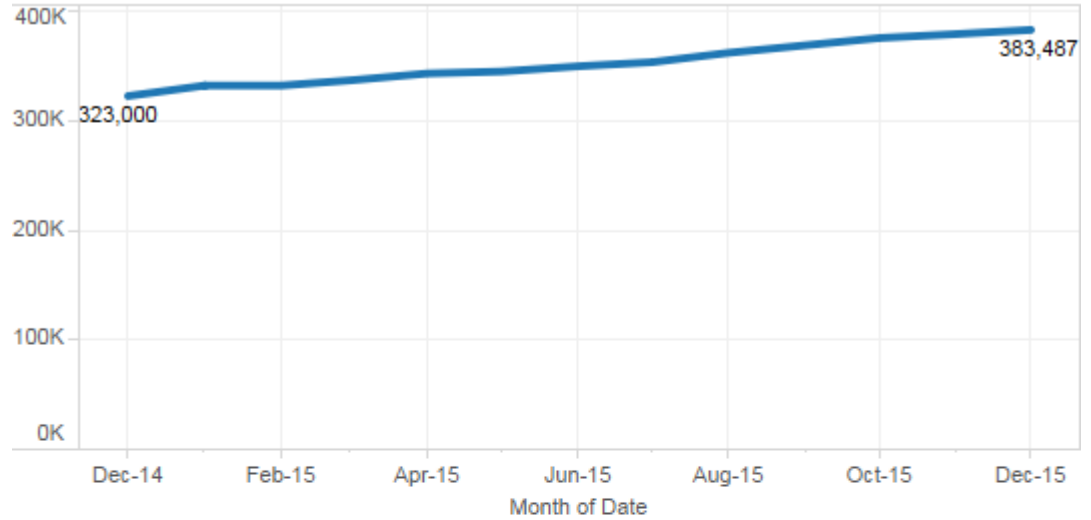
English  
Non-English

English	English	64.4%
Non-English	Spanish	21.1%
	Chinese	7.6%
	Other	2.7%
	Vietnamese	2.3%
	Other Asian	1.2%
	Farsi	0.5%
	Cambodian	0.1%

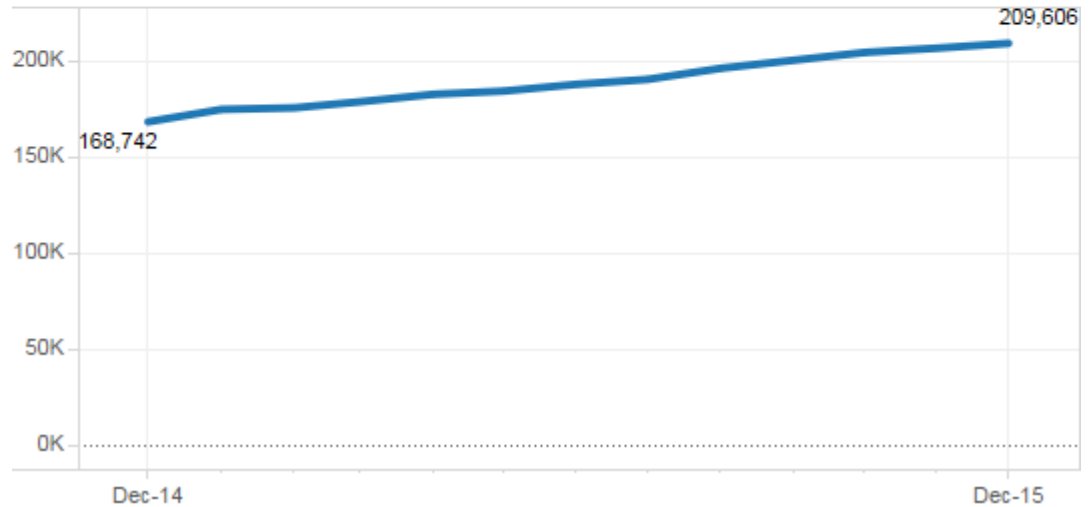
## Age and Gender



## Individuals



## Cases

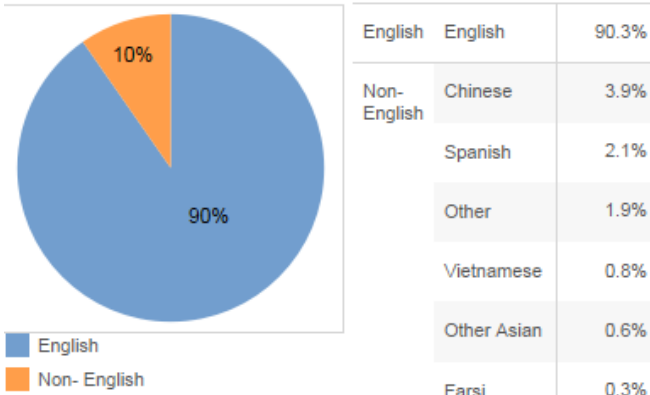
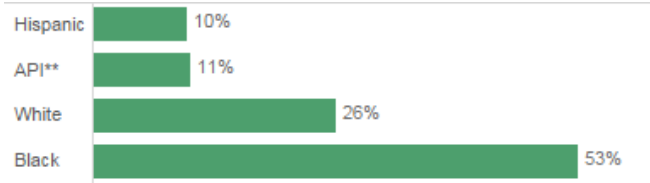


\*\*Asian Pacific Islander

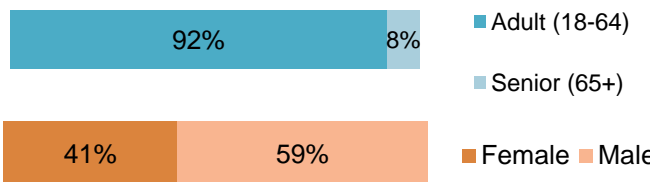
# General Assistance

General Assistance (GA) provides cash aid to indigent adults and emancipated minors who are legal residents of Alameda County and who have no other means of support.

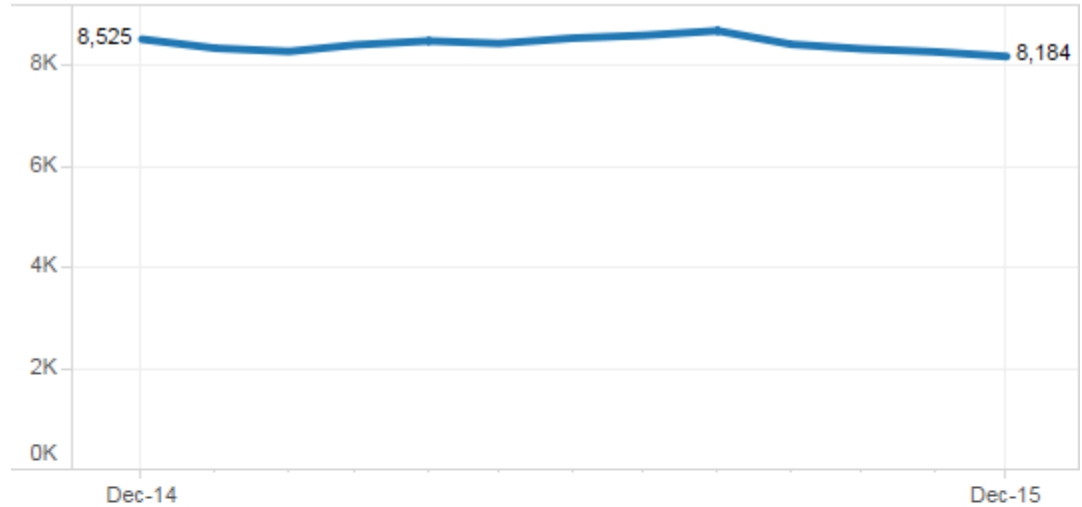
## Ethnicity and Language



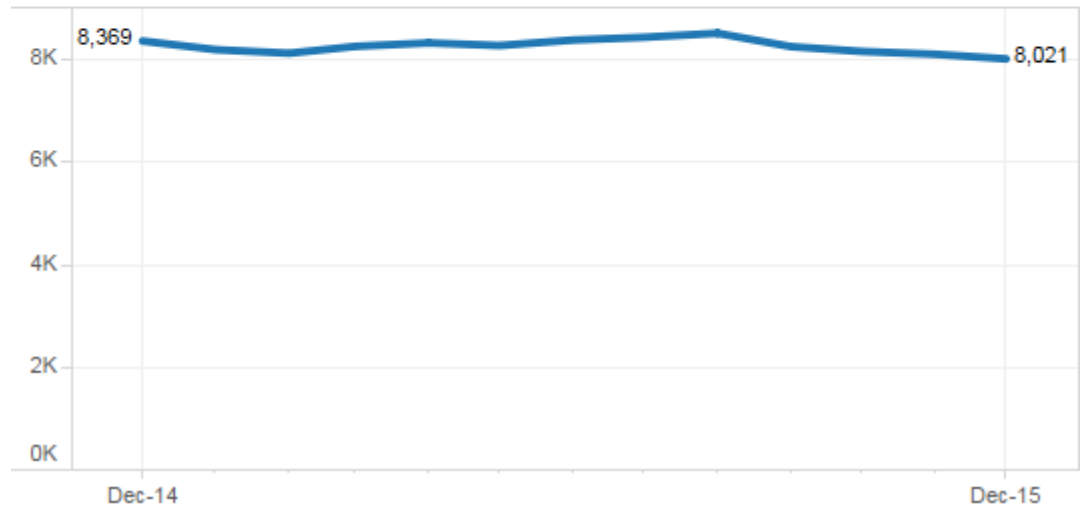
## Age and Gender



## Individuals



## Cases




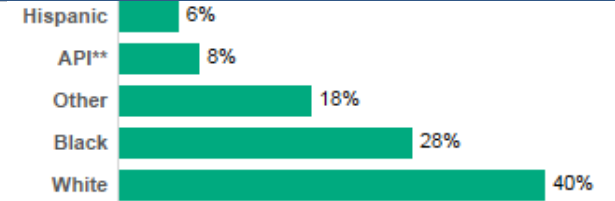
\* Definition of terms on last page \*\*Asian Pacific Islander



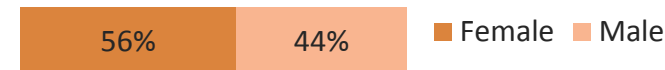
# Adult Protection

Alameda County Division of Adult Protection (DAP) consists of Adult Protective Services (APS), Office of the Public Guardian-Conservator (PG/PC), and the Public Administrator's Office (PA). Together these programs provide a continuum of services that form a safety net for vulnerable adults.

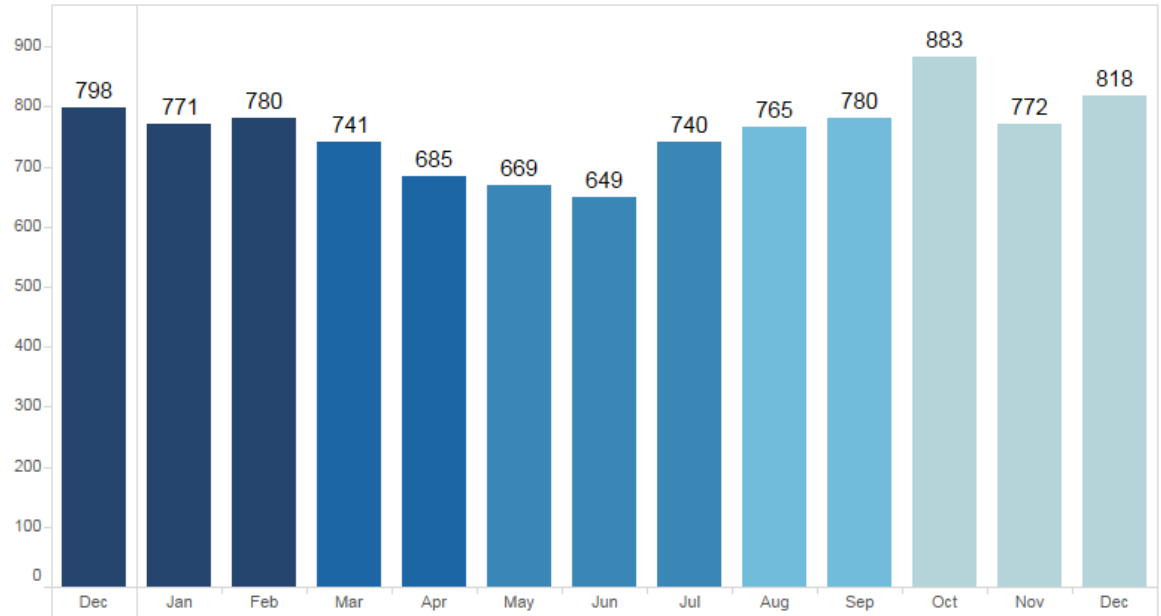
## Ethnicity and Language



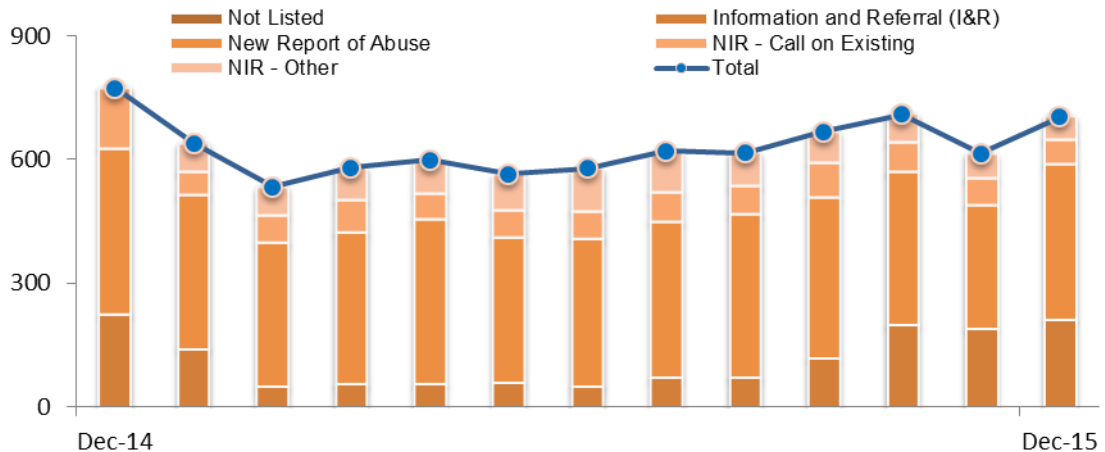
## Gender



## APS Active Cases



## Intake by Type

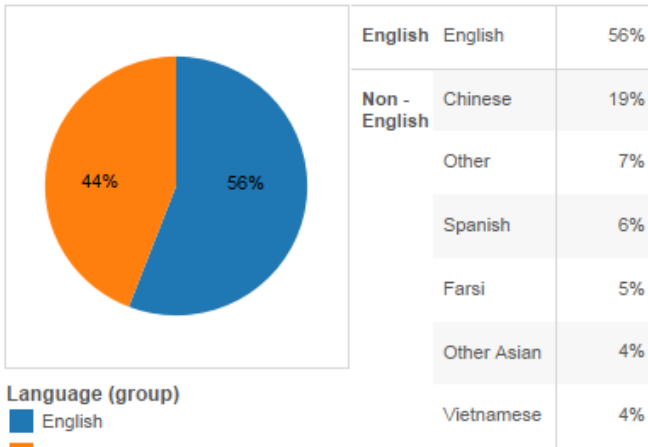
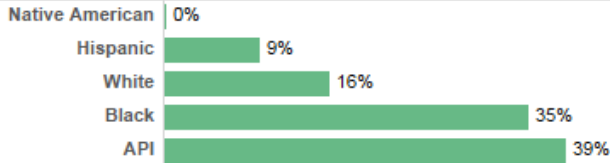


\*An APS case represent an individual client \*\*Asian Pacific Islander

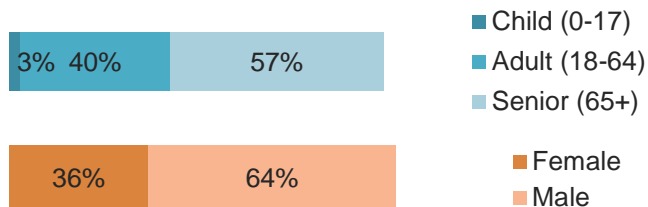
# In-Home Supportive Services

IHSS provides homecare for the elderly and persons with disabilities to support them in their own homes and communities, rather than placing them in more restrictive and expensive institutional care settings.

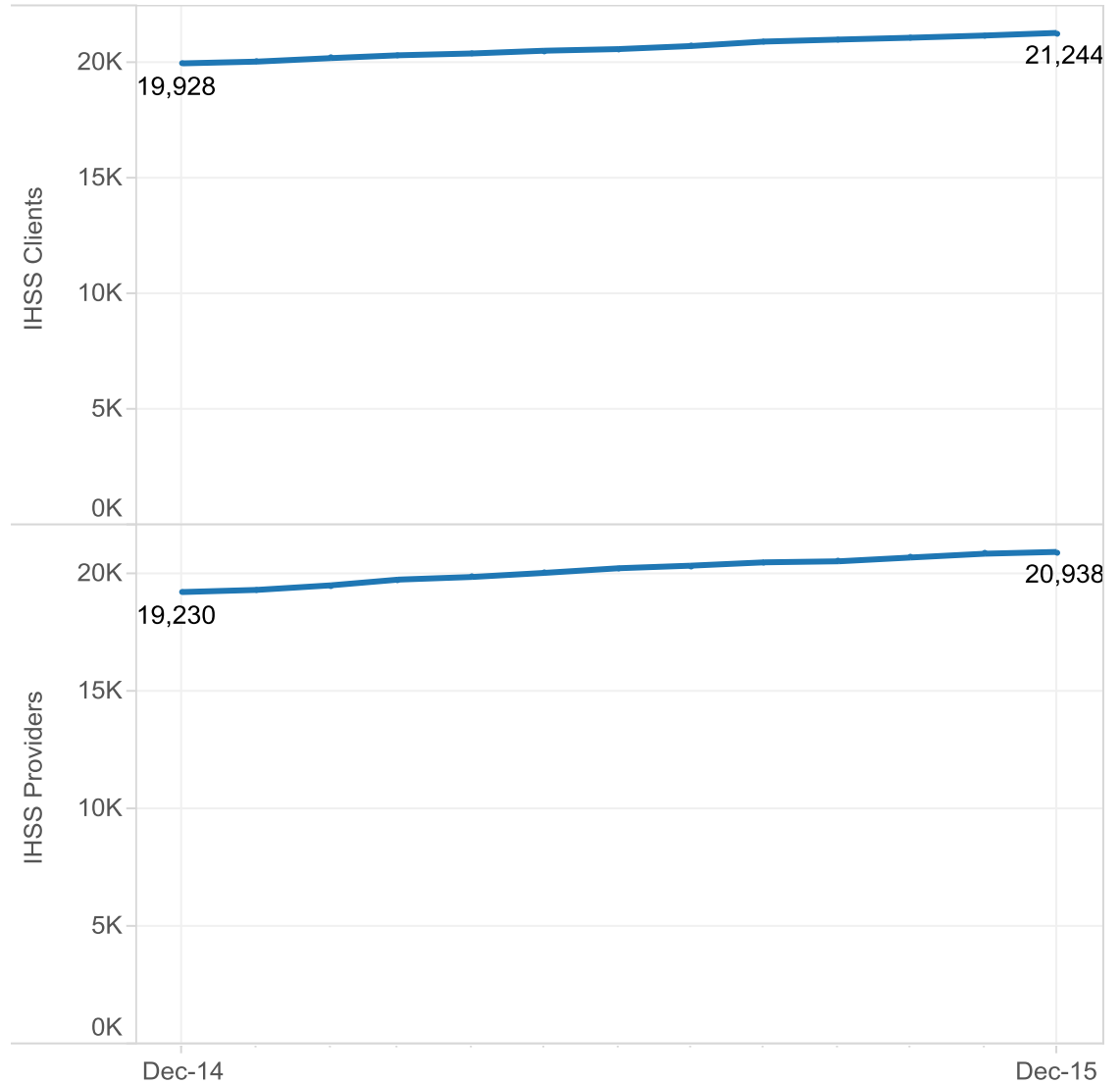
## Ethnicity and Language



## Age and Gender



IHSS Clients and Providers



\*\*Asian Pacific Islander



# Area Agency on Aging

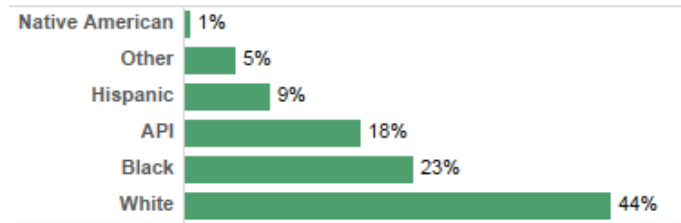
The Alameda County Area Agency on Aging (AAA) prevents isolation, premature institutionalization, abuse, and negative health outcomes for seniors. In partnership with County-based adult services programs and a wide network of community-based organizations, the AAA provides a continuum of care that is both responsive to seniors' needs and flexible in design.

## Access to Nutritious Food

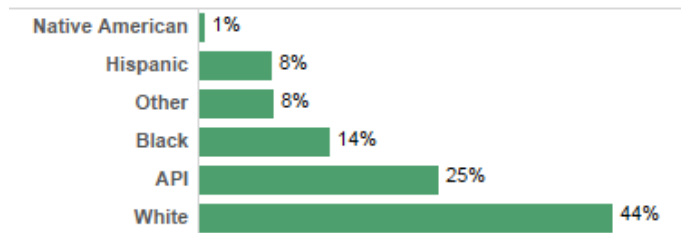
Congregate and Home Delivered Meals provide meals to Alameda County Seniors who cannot prepare or obtain nutritionally adequate meals for themselves. These meals assist clients to maintain a nutritious diet.

### Ethnicity

#### Congregate Meals



#### Home Delivered Meals

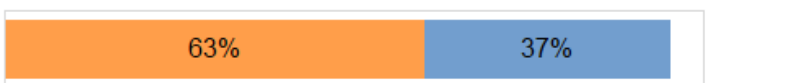


### Program Gender


#### Congregate Meals



#### Home Delivered Meals



## Total Individuals Served: 6,397



## Total Meals Served: 50,453



## Demographics by Program - Individuals

	Medi-Cal		CalFresh		CalWORKs		IHSS		General Assistance		Child Welfare			
Total Persons*	379,374		120,402		30,369		21,243		8,249		2,194 All Cases		1,556 In Care	
Senior Males	16,183	4%	2,347	2%	8	0.03%	3,559	17%	235	2.8%	-	-	-	-
Senior Females	24,892	7%	3,375	3%	2	0.01%	8,494	40%	394	4.8%	-	-	-	-
Adult Males	88,554	23%	22,775	19%	1,130	4%	3,568	17%	4,659	56%	138	6%	117	8%
Adult Females	118,999	31%	35,743	30%	4,828	16%	4,903	23%	2,961	36%	247	11%	225	14%
Child Males	66,271	17%	28,071	23%	12,109	40%	496	2%	0	0.00%	897	41%	613	39%
Child Females	64,476	17%	28,091	23%	12,293	40%	223	1%	0	0.00%	912	42%	601	39%
<b>Ethnicity</b>														
API	94,256	25%	18,589	15%	2,457	8%	7,820	37%	882	11%	136	6%	87	6%
Black	71,987	19%	39,049	32%	12,785	42%	7,080	33%	4,311	52%	1,130	52%	883	57%
Hispanic	124,838	33%	38,076	32%	10,138	33%	1,870	9%	845	10%	437	20%	280	18%
Native American	1,121	0.3%	446	0.4%	64	0.2%	60	0.3%	46	1%	39	2%	26	2%
White	86,757	23%	24,229	20%	4,924	16%	3,230	15%	2,169	26%	418	19%	278	18%
Other/None	415	0.1%	14	0.01%	0	0.000%	1,183	6%	3	0.04%	4	0.2%	2	0.1%
Total	379,374		120,402		30,369		21,243		8,256		2,164	100%	1,556	100%
<b>Language</b>														
English	244,186	64%	85,569	71%	23,557	78%	11,749	55%	7,449	90%	2,030	92%	1,457	94%
Non-English	135,188	36%	34,833	29%	6,812	22%	9,494	45%	800	10%	165	8%	96	6%
Cambodian	554	0.1%	212	0.2%	52	0.2%	214	1%	11	0.1%	0	0%	4	0.3%
Chinese	28,968	8%	5,063	4%	228	1%	3,973	19%	322	4%	9	0.4%	3	0.2%
Farsi	1,901	1%	771	1%	206	1%	977	5%	23	0.3%	0	0%	1	0.1%
Spanish	80,352	21%	21,998	18%	5,180	17%	1,204	6%	176	2%	127	6%	78	5.0%
Vietnamese	8,629	2%	2,808	2%	222	1%	752	4%	66	1%	4	0.2%	0	0.0%
Other Asian	4,394	1%	667	1%	47	0.2%	847	4%	46	1%	3	0.1%	13	0.8%
Other/None	10,390	3%	3,314	3%	878	3%	#N/A	#N/A	156	2%	22	1%	4	0.3%
Total	379,374	100%	120,402	100%	30,369	100%	21,243	100%	8,249	100%	2,195	100%	1,553	100%

# Individuals by Program and City of Residence

Location	City Population	% of County	Individuals*		Medi-Cal		CalFresh		CalWORKs		IHSS		General Assistance		Child Welfare	
			Clients	% of Pop	Clients	% of Pop	Clients	% of Pop	Clients	% of Pop	Clients	% of Pop	Clients	% of Pop	Clients	% of Pop
North County	646,269	40.5%	187,839	29.1%	175,770	27.2%	68,852	10.7%	18,361	2.8%	12,083	1.87%	5,608	0.9%	720	0.11%
Oakland	410,603	25.8%	152,905	37.2%	142,879	34.8%	59,550	14.5%	16,395	4.0%	9,877	2.41%	4,947	1.2%	624	0.15%
Berkeley	118,780	7.4%	14,901	12.5%	13,842	11.7%	4,153	3.5%	894	0.8%	1,188	1.00%	427	0.4%	38	0.03%
Alameda	76,638	4.8%	14,021	18.3%	13,340	17.4%	3,806	5.0%	782	1.0%	755	0.99%	161	0.2%	43	0.06%
Albany	18,565	1.2%	2,944	15.9%	2,833	15.3%	532	2.9%	136	0.7%	75	0.40%	12	0.1%	5	0.03%
Piedmont	11,113	0.7%	541	4.9%	515	4.6%	67	0.6%	1	0.0%	33	0.30%	6	0.1%	1	0.01%
Emeryville	10,570	0.7%	2,527	23.9%	2,361	22.3%	743	7.0%	153	1.4%	155	1.47%	53	0.5%	9	0.09%
Tri-City	343,499	21.5%	64,243	18.7%	61,469	17.9%	13,597	4.0%	2,980	0.9%	3,636	1.06%	713	0.2%	158	0.05%
Fremont	226,551	14.2%	36,739	16.2%	35,165	15.5%	7,297	3.2%	1,468	0.6%	2,073	0.92%	469	0.2%	85	0.04%
Union City	72,744	4.6%	17,478	24.0%	16,743	23.0%	3,983	5.5%	931	1.3%	1,072	1.47%	159	0.2%	46	0.06%
Newark	44,204	2.8%	10,026	22.7%	9,561	21.6%	2,317	5.2%	582	1.3%	491	1.11%	85	0.2%	27	0.06%
Central County	326,170	20.5%	113,722	34.9%	108,153	33.2%	31,746	9.7%	7,428	2.3%	4,508	1.38%	1,626	0.5%	422	0.13%
Hayward	152,889	9.6%	63,949	41.8%	60,781	39.8%	18,791	12.3%	4,551	3.0%	2,408	1.57%	1,071	0.7%	235	0.15%
San Leandro	88,441	5.5%	33,195	37.5%	31,593	35.7%	9,058	10.2%	2,057	2.3%	1,420	1.61%	381	0.4%	115	0.13%
Castro Valley	61,388	3.8%	9,443	15.4%	8,964	14.6%	2,047	3.3%	422	0.7%	364	0.59%	102	0.2%	40	0.07%
San Lorenzo	23,452	1.5%	7,135	30.4%	6,815	29.1%	1,850	7.9%	398	1.7%	316	1.35%	72	0.3%	32	0.14%
Valley	216,684	13.6%	24,643	11.4%	23,650	10.9%	5,005	2.3%	1,202	0.6%	897	0.41%	260	0.1%	79	0.04%
Livermore	85,990	5.4%	13,050	15.2%	12,502	14.5%	3,109	3.6%	784	0.9%	335	0.39%	167	0.2%	46	0.05%
Pleasanton	74,850	4.7%	6,244	8.3%	6,015	8.0%	895	1.2%	174	0.2%	251	0.34%	48	0.1%	16	0.02%
Dublin	55,844	3.5%	5,349	9.6%	5,133	9.2%	1,001	1.8%	244	0.4%	311	0.56%	44	0.1%	17	0.03%
Other	61,947	3.9%	10,701	17.3%	10,332	16.7%	1,203	1.9%	398	0.6%	119	0.19%	43	0.1%	815	1.32%
County Total	1,594,569	100.0%	401,148	25.2%	379,374	23.8%	120,402	7.6%	30,369	1.9%	21,243	1.33%	8,249	1%	2,194	0.14%

Source: California Department of Finance, Demographic Research Unit, California State Census Data, City/County Population Estimates 2015; Alameda County Social Services Agency, Extract MR0009E, Geographic Information and Census Tract Extract

\* These are individuals receiving aid from one or more county programs, listed by city of residence. This total does not include Adult & Aging, or add up to the total of all seven programs.

# Definitions and Terms

## **CalWORKs**

*Two Parent Families* - Families with children living in the home with two non-disabled, natural or adoptive parents

*Non-Needy Caretaker* - Families with children living in the home whose natural or adoptive parents are ineligible or excluded from receiving assistance.

*TANF Timed-Out* - Families with children living in the home whose parents are ineligible for receiving assistance because an adult head-of-household or spouse of a head-of-household has received Federal TANF assistance for a total of 60 cumulative months

*Child Only* - Families with children living in the home whose parents are ineligible for receiving assistance

*Total clients in Welfare to Work* - All active CalWORKs adults who have been registered into the Welfare to Work (WTW) program. WTW is the mandatory employment and training program for CalWORKs adults. Clients must register for WTW unless exempted for a condition that prevents them from working. All registered WTW clients are not actively engaged in the program, as they may be scheduled for activities that have not yet begun, between activities, or non-compliant prior to sanction.

*Supported work & community experience* - Includes public or private sector employment, under the close supervision of the activity provider, that helps provide basic job skills, and can help lead to eventual unsubsidized employment.

*Paying jobs* - Includes unsubsidized and subsidized public, private sector and self-employment.

## **CalFresh**

*Non Assistance CalFresh* – Client receives CalFresh assistance only

*Public Assistance CalFresh* – Client receives CalFresh in addition to other county assistance (e.g. CalWORKs)

## **Child Welfare** Placement Definitions

*THP+FC* - Transitional Housing Program for Non-Minor Dependents in extended foster care

*SILP* - Supervised Independent Living Placement

*Guardian Home* - Placement with court appointed legal guardian

*Relative/NREFM* - Relative / Non Relative Extended Family Member

*Group Home* - 24-Hour staffed residential and/or treatment facility for foster youth

*Foster Family Agency* – An agency that provides foster homes through a network of providers they supervise; licensed through Community Care Licensing

*Foster Family Home* - County sponsored foster care home